

## Tarrant Appraisal District Web Site Analysis

Web Log Analysis Monthly Report February 2010

Report Range:02/01/2010 00:00:00 – 02/28/2010 23:59:59



This report was generated by WebTrends(R) Monday March 1, 2010 – 10:54:45  
Final report conversion by WebTrends Document Utility, Version 6.1a (build 423)

*(c) 1996–2004 NetIQ Corporation. All rights reserved.*

# Table of Contents

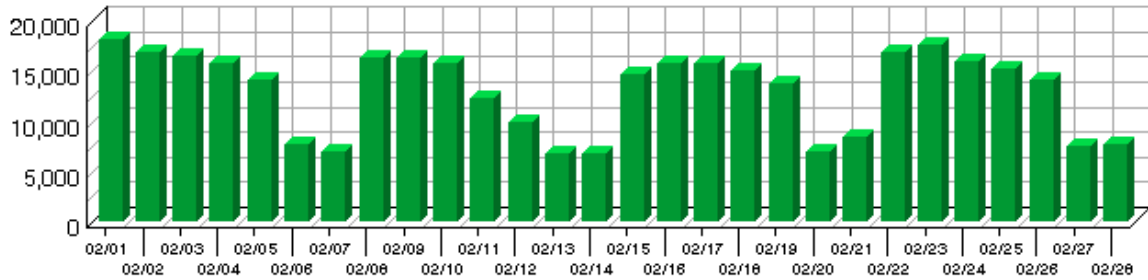
Overview Dashboard.....	1
Visitors Dashboard.....	3
Top Visitors.....	7
New vs. Return Visits.....	9
Visitors by Number of Visits.....	11
Visitors Trend.....	13
Pages Dashboard.....	17
Top Pages.....	19
Files Dashboard.....	21
Most Downloaded Files.....	23
Navigation Dashboard.....	25
Top Entry Pages.....	27
Top Entry Files.....	29
Top Exit Pages.....	31
Single Access Pages.....	33
Top Paths Through Site.....	35
Activity Dashboard.....	37
Visits by Number of Pages Viewed.....	39
Visits by Day of the Week.....	41
Visits by Hour of the Day.....	43
Visit Duration by Visits.....	45
Visit Duration by Page Views.....	47



# Overview Dashboard

This displays key graphs and tables that provide an overview of the entire report. Click on the title of a graph or table to navigate to the corresponding page.

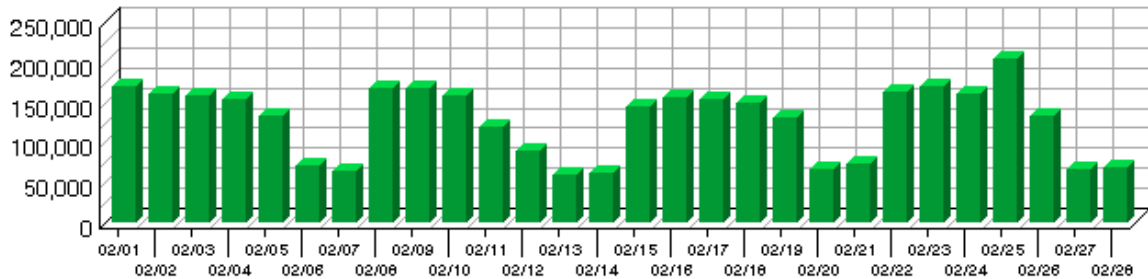
**Visits Trend**



**Visit Summary**

Visits	365,630
Average per Day	13,058
Average Visit Length	00:10:27
Median Visit Length	00:01:46
International Visits	0.00%
Visits of Unknown Origin	100.00%
Visits from Your Country: United States (US)	0.00%

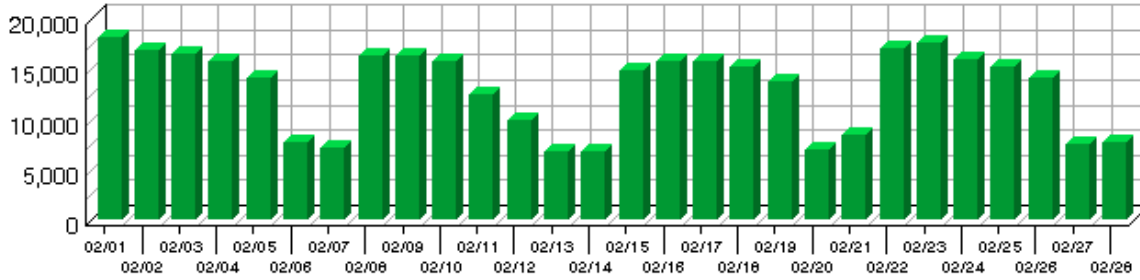
**Page Views Trend**



**Page View Summary**

Page Views	3,567,967
Average per Day	127,427
Average Page Views per Visit	9.76

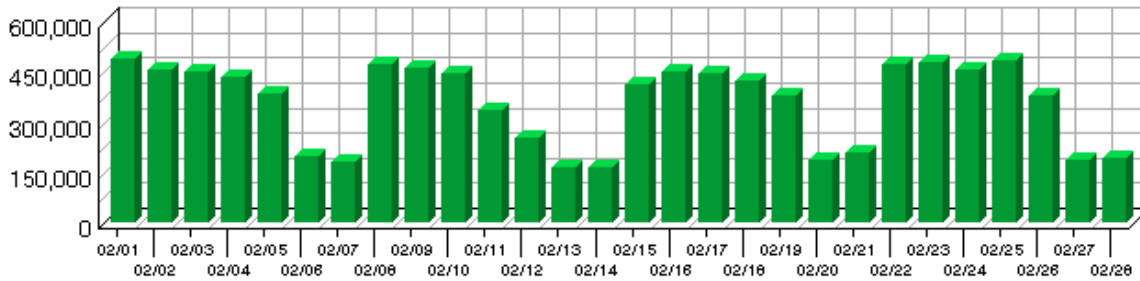
### Visitors Trend



### Visitor Summary

Unique Visitors	156,703
Visitors Who Visited Once	108,737
Visitors Who Visited More Than Once	47,966
Average Visits per Visitor	2.33

### Hits Trend



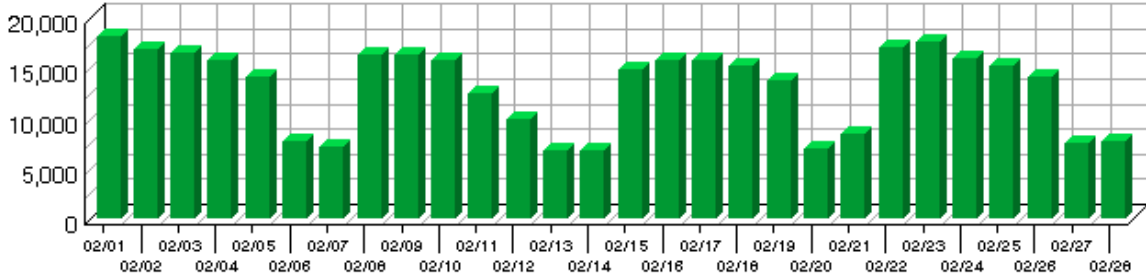
### Hit Summary

Successful Hits for Entire Site	10,058,991
Average Hits per Day	359,249
Home Page Hits	236,471

# Visitors Dashboard

This displays key graphs and tables that provide an overview of the Visitors chapter. Click on the title of a graph or table to navigate to the corresponding page.

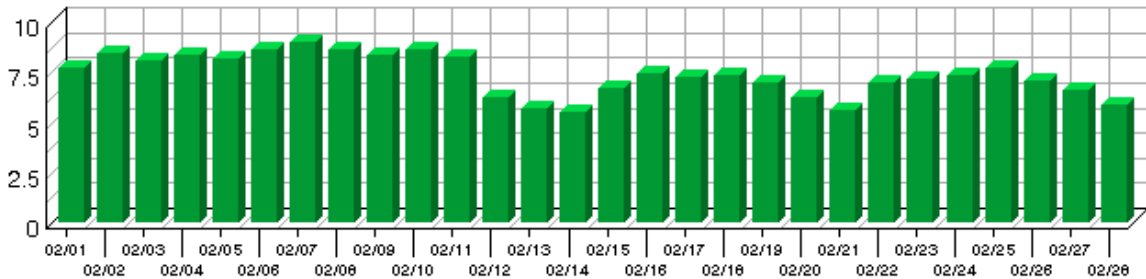
**Visitors Trend**



**Visit Summary**

Visits	365,630
Average per Day	13,058
Average Visit Length	00:10:27
Median Visit Length	00:01:46
International Visits	0.00%
Visits of Unknown Origin	100.00%
Visits from Your Country: United States (US)	0.00%

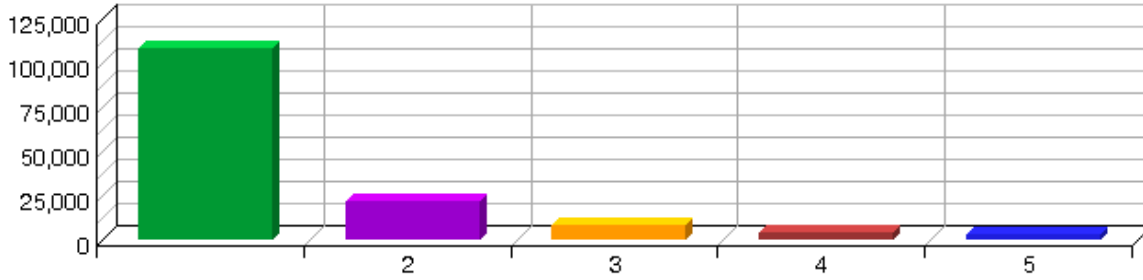
**Average Length of Visit Trend**



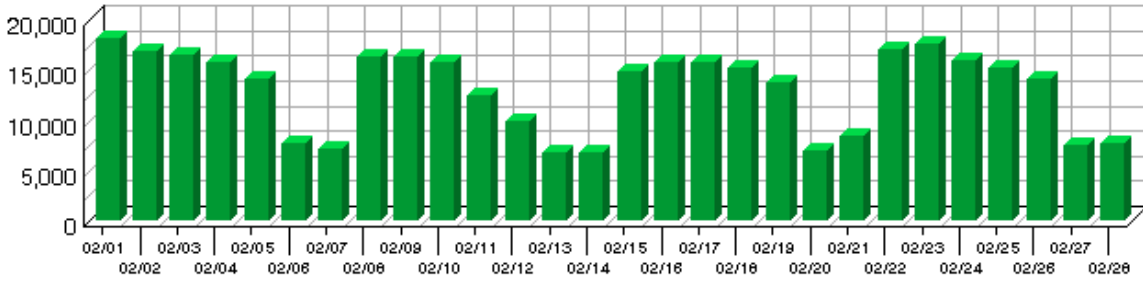
**Top Countries by Visits**



**Visitors by Number of Visits**



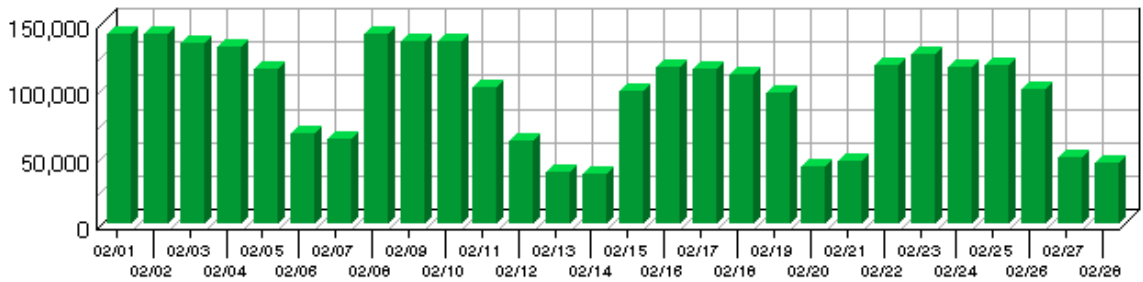
**Visitors Trend**



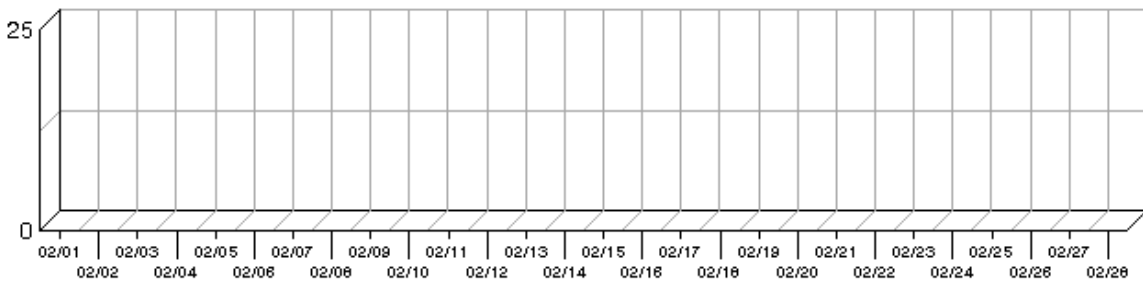
**Visitor Summary**

Unique Visitors	156,703
Visitors Who Visited Once	108,737
Visitors Who Visited More Than Once	47,966
Average Visits per Visitor	2.33

**Visitor Minutes Trend**



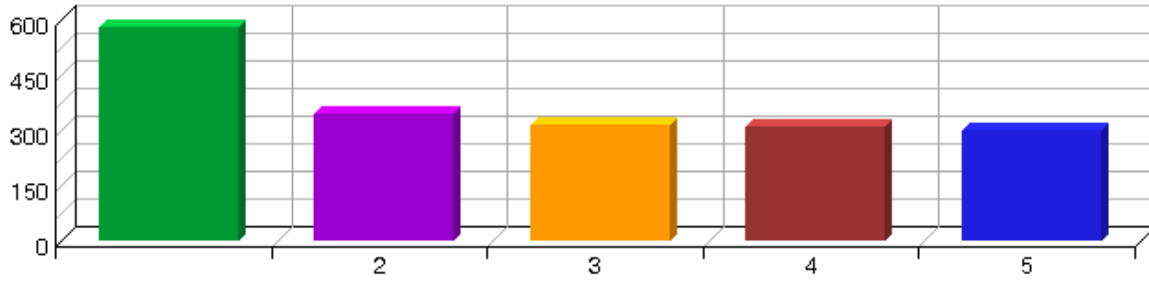
**First Time Visitors Trend**



**New vs. Return Visits**



**Top Visitors by Visits**

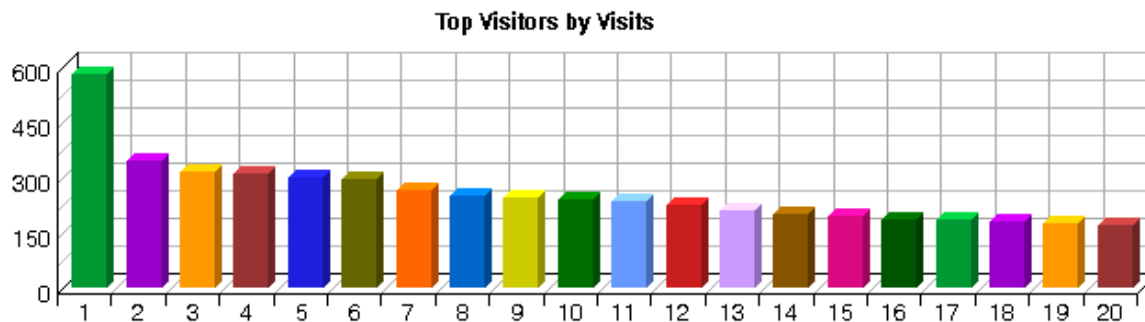
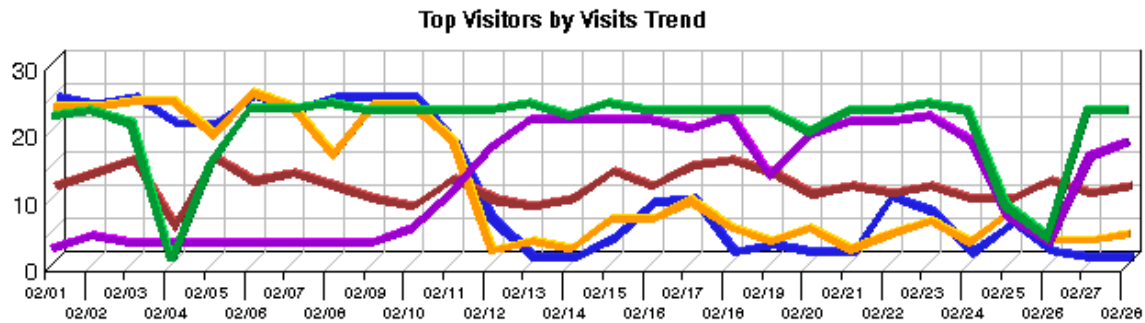




# Top Visitors

The threshold set for this section in the wtm\_wtx.ini file was reached. Results shown in tables and graphs do not reflect the entire contents of the log file(s).

This report identifies the IP address, domain name, or cookie of each visitor, and identifies the visitor's relative activity level on the site. If you use cookies to track visits, Reporting Center can differentiate between hits from different visitors with the same IP address.



Top Visitors

	Visitor	Visits	%	Hits
1.	220.181.125.71_No Agent	578	0.16%	1,068
2.	12.34.246.81_Mozilla/4.0 (compatible;)	343	0.09%	2,547
3.	139.60.210.5_Mozilla/4.0 (compatible;)	314	0.09%	571
4.	12.181.197.30_gsa-crawler (Enterprise; S5-E4TT3P6TG8JJA...)	309	0.08%	18,582
5.	192.223.163.6_Mozilla/4.0 (compatible;)	300	0.08%	314
6.	172.27.1.8_Java/1.6.0_14	297	0.08%	3,511
7.	171.161.56.16_Mozilla/4.0 (compatible;)	267	0.07%	358
8.	167.80.246.204_Mozilla/4.0 (compatible;)	249	0.07%	657
9.	65.216.122.126_Mozilla/4.0	247	0.07%	8,213

10.	(compatible; MSIE 6.0; Windo... 87.250.252.242_Yandex/1.01.001 (compatible; Win16; I)	239	0.07%	1,074
11.	198.181.133.3_Mozilla/4.0 (compatible;)	237	0.06%	2,839
12.	204.16.64.3_Mozilla/4.0 (compatible;)	226	0.06%	559
13.	171.159.64.10_Mozilla/4.0 (compatible;)	211	0.06%	360
14.	171.161.160.10_Mozilla/4.0 (compatible;)	198	0.05%	373
15.	167.127.24.34_Mozilla/4.0 (compatible;)	194	0.05%	1,601
16.	65.203.150.126_Mozilla/4.0 (compatible; MSIE 6.0; Windo...	185	0.05%	9,590
17.	192.91.171.42_Mozilla/4.0 (compatible;)	184	0.05%	567
18.	12.181.197.100_Mozilla/4.0 (compatible; MSIE 6.0; Windo...	178	0.05%	4,661
19.	12.181.197.100_Mozilla/4.0 (compatible; MSIE 7.0; Windo...	177	0.05%	2,649
20.	192.31.106.35_Mozilla/4.0 (compatible;)	172	0.05%	725
	<b>Subtotal</b>	<b>5,105</b>	<b>1.40%</b>	<b>60,819</b>
	<b>Other</b>	<b>360,552</b>	<b>98.60%</b>	<b>9,993,597</b>
	<b>Total</b>	<b>365,657</b>	<b>100.00%</b>	<b>10,054,416</b>

# New vs. Return Visits

This report compares the number of visits by new and returning visitors to your site.



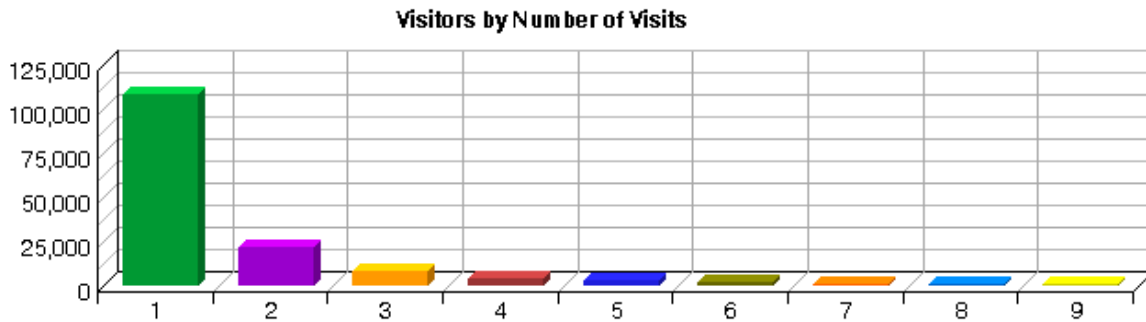
**New vs. Return Visits**

	<b>Visitor Type</b>	<b>Visits</b>	<b>%</b>
1.	Visitors Not Accepting Cookies	365,657	100.00%
	<b>Total</b>	<b>365,657</b>	<b>100.00%</b>



# Visitors by Number of Visits

This report shows the distribution of visitors based on how many times each visitor visited your site.



**Visitors by Number of Visits**

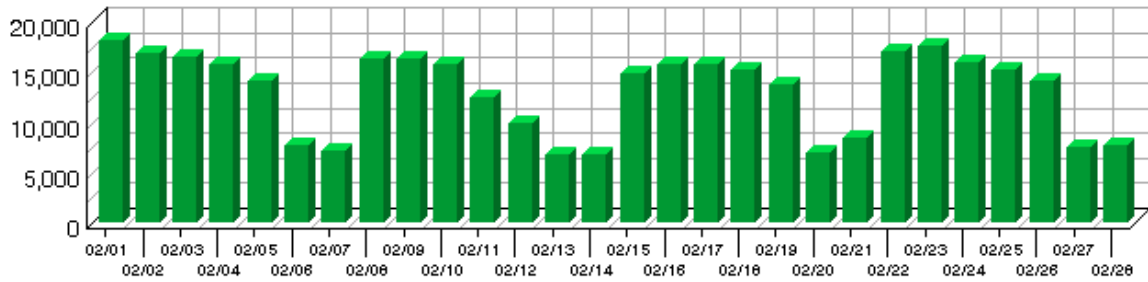
Number of Visits	Unique Visitors	%
1 visit	108,737	69.39%
2 visits	21,915	13.99%
3 visits	8,651	5.52%
4 visits	4,471	2.85%
5 visits	2,778	1.77%
6 visits	1,896	1.21%
7 visits	1,368	0.87%
8 visits	992	0.63%
9 visits	755	0.48%
<b>Subtotal</b>	<b>151,563</b>	<b>96.72%</b>
<b>Other</b>	<b>5,140</b>	<b>3.28%</b>
<b>Total</b>	<b>156,703</b>	<b>100.00%</b>



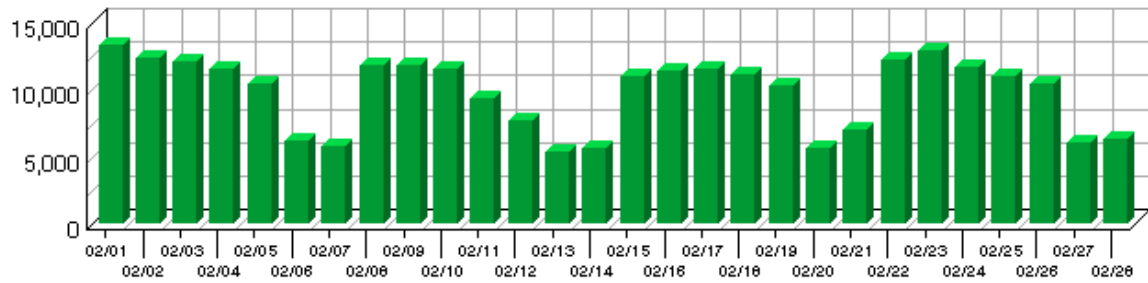
# Visitors Trend

This report shows how many times visitors visited your web site and how long they stayed. The information is divided into time slices based on the duration of the log file. Visits are freshly counted during each time interval in the report. Some visits may span more than one time interval, and therefore a single visit may be counted more than once. This manner of counting visits may cause the Visits Trend total visits to exceed the total visits shown on the Overview Dashboard page.

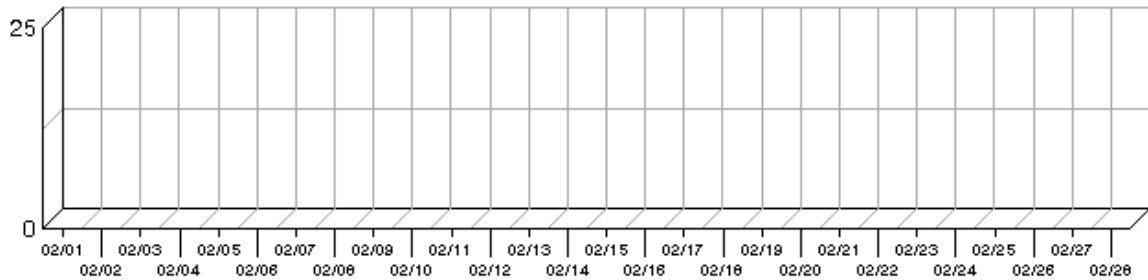
**Visitors Trend**



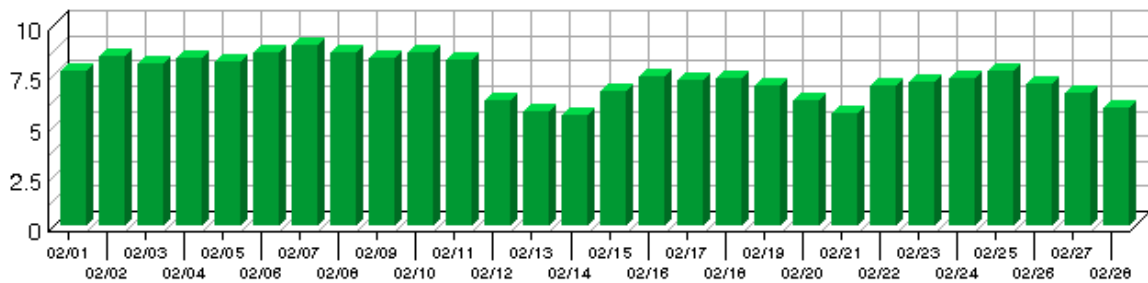
**Unique Visitors Trend**



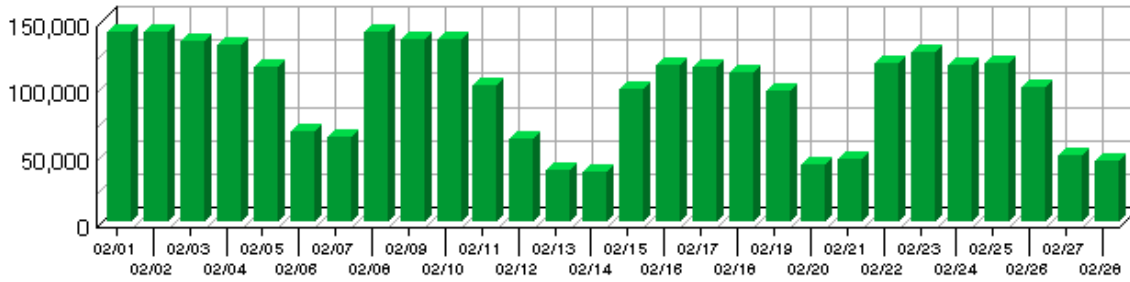
**First Time Visitors Trend**



**Average Length of Visit Trend**



**Visitor Minutes Trend**



**Visitors Trend**

Time Interval	Visits	Unique Visitors	First Time Visitors	Avg Visit Length	Visitor Minutes
02/01	18,188	13,333	0	00:07:45	141,072.65
02/02	16,840	12,422	0	00:08:25	141,865.85
02/03	16,549	12,088	0	00:08:07	134,502.73
02/04	15,799	11,539	0	00:08:20	131,668.93
02/05	14,098	10,457	0	00:08:13	115,937.75
02/06	7,737	6,135	0	00:08:39	67,010.03
02/07	7,085	5,745	0	00:09:00	63,820.10
02/08	16,376	11,793	0	00:08:39	141,866.00
02/09	16,288	11,811	0	00:08:22	136,515.70
02/10	15,843	11,535	0	00:08:38	136,925.55
02/11	12,401	9,345	0	00:08:14	102,175.63
02/12	9,925	7,671	0	00:06:14	62,026.77
02/13	6,805	5,432	0	00:05:43	38,989.30
02/14	6,842	5,606	0	00:05:28	37,429.28
02/15	14,771	10,991	0	00:06:44	99,515.53
02/16	15,831	11,484	0	00:07:25	117,657.90
02/17	15,787	11,501	0	00:07:17	115,128.23
02/18	15,158	11,083	0	00:07:20	111,300.22
02/19	13,842	10,257	0	00:07:01	97,298.10
02/20	6,924	5,644	0	00:06:13	43,062.53
02/21	8,426	7,005	0	00:05:35	47,069.88
02/22	16,982	12,185	0	00:06:57	118,090.82
02/23	17,616	12,904	0	00:07:09	126,075.75
02/24	15,988	11,749	0	00:07:18	116,843.43
02/25	15,191	10,998	0	00:07:44	117,707.83
02/26	14,162	10,442	0	00:07:07	100,825.42
02/27	7,484	6,036	0	00:06:35	49,360.38
02/28	7,673	6,276	0	00:05:54	45,301.37
<b>Average</b>	<b>13,093</b>	<b>9,766</b>	<b>0</b>	<b>N/A</b>	<b>98,465.85</b>
<b>Total</b>	<b>366,611</b>	<b>273,467</b>	<b>0</b>	<b>N/A</b>	<b>2,757,043.68</b>

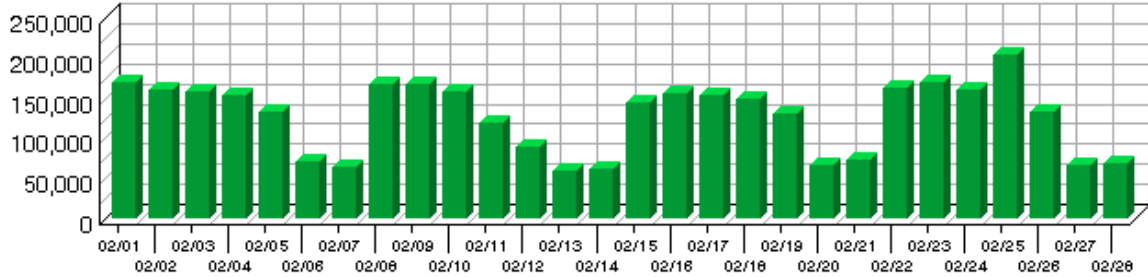




# Pages Dashboard

This displays key graphs and tables that provide an overview of the Pages chapter. Click on the title of a graph or table to navigate to the corresponding page.

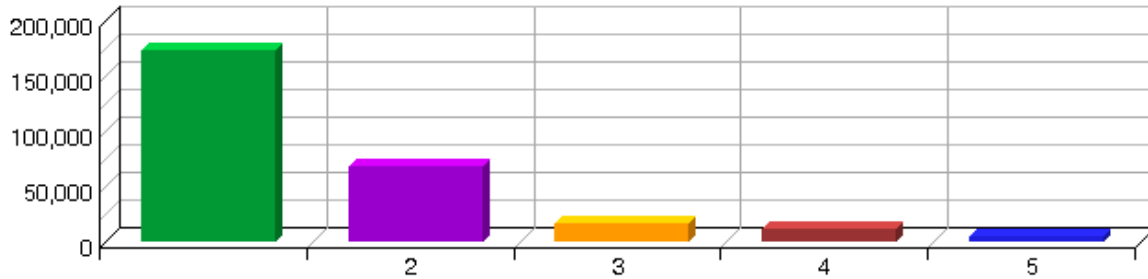
### Page Views Trend



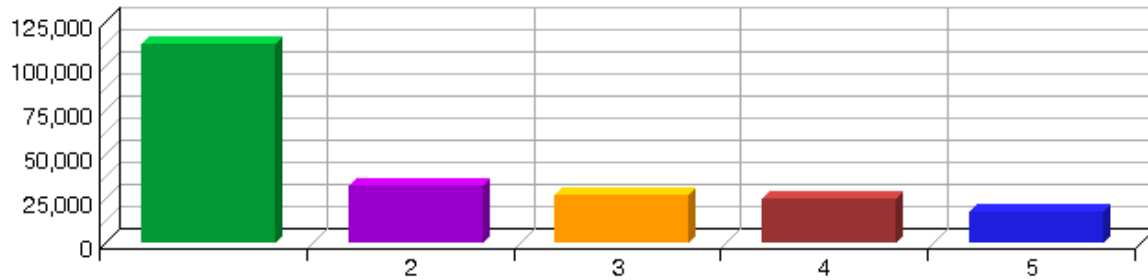
### Page View Summary

Page Views	3,567,967
Average per Day	127,427
Average Page Views per Visit	9.76

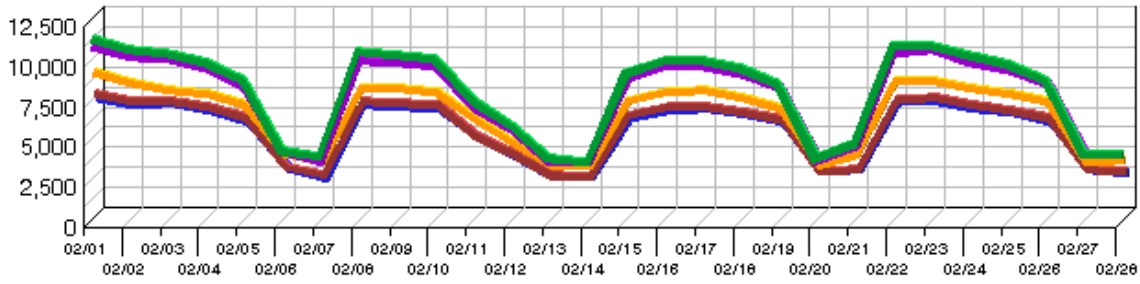
### Top Entry Pages



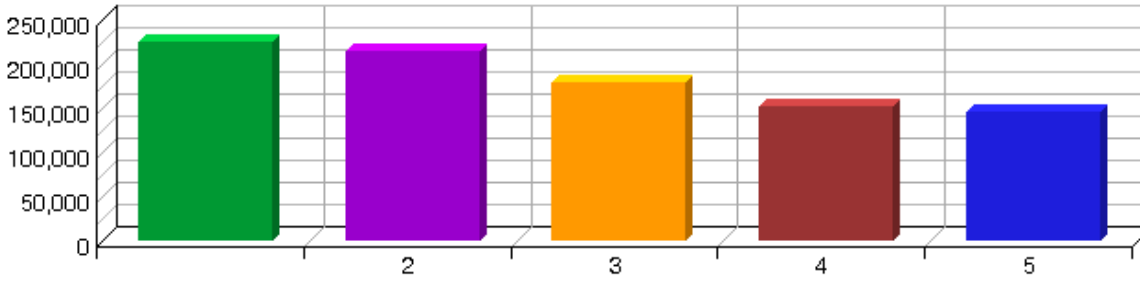
### Top Exit Pages



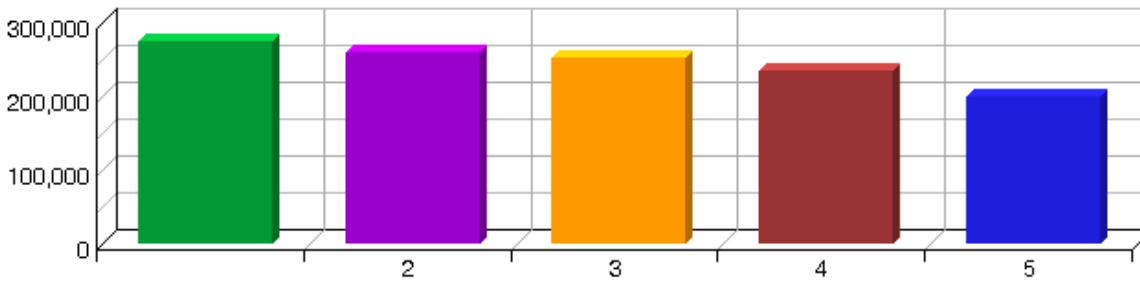
**Top Pages by Visits Trend**



**Top Pages by Visits**



**Top Directories by Visits**



# Top Pages

This identifies the most popular web pages on your site and shows you the number of visits for each, and displays the average length of time the page was viewed.



Top Pages

	Pages	Visits	%	Views	Avg Time Viewed	Avg Time to Serve
1.	<a href="http://www.tad.org/Datasearch/datasearch.cfm">http://www.tad.org/Datasearch/datasearch.cfm</a>	224,925	15.41%	380,510	00:00:16	0
2.	<a href="http://www.tad.org/Datasearch/re.cfm">http://www.tad.org/Datasearch/re.cfm</a>	214,219	14.68%	765,441	00:01:15	0
3.	<a href="http://www.tad.org/">http://www.tad.org/</a>	178,948	12.26%	236,484	00:01:41	0
4.	<a href="http://www.tad.org/Datasearch/re_location_search.cfm">http://www.tad.org/Datasearch/re_location_search.cfm</a>	152,483	10.45%	349,107	00:00:28	0
5.	<a href="http://www.tad.org/Datasearch/relocation.cfm">http://www.tad.org/Datasearch/relocation.cfm</a>	146,303	10.02%	410,550	00:00:29	0
6.	<a href="http://www.tad.org/Datasearch/re_owner_search.cfm">http://www.tad.org/Datasearch/re_owner_search.cfm</a>	93,129	6.38%	216,528	00:00:16	0
7.	<a href="http://www.tad.org/Datasearch/reowner.cfm">http://www.tad.org/Datasearch/reowner.cfm</a>	89,415	6.13%	288,515	00:00:26	0
8.	<a href="http://www.tad.org/Datasearch/">http://www.tad.org/Datasearch/</a>	61,473	4.21%	213,821	00:01:28	0

	re_powner.cfm					
9.	<a href="http://www.tad.org/Datasearch/geo.cfm">http://www.tad.org/Datasearch/geo.cfm</a>	28,855	1.98%	117,621	00:00:29	0
10.	<a href="http://www.tad.org/Datasearch/reprintablePDF.cfm">http://www.tad.org/Datasearch/reprintablePDF.cfm</a>	19,385	1.33%	51,233	00:02:19	0
11.	<a href="http://www.tad.org/Datasearch/geoentry.cfm">http://www.tad.org/Datasearch/geoentry.cfm</a>	12,731	0.87%	32,182	00:00:25	0
12.	<a href="http://www.tad.org/Datasearch/reentry.cfm">http://www.tad.org/Datasearch/reentry.cfm</a>	11,348	0.78%	26,709	00:00:21	0
13.	<a href="http://www.tad.org/Datasearch/subdivision_search.cfm">http://www.tad.org/Datasearch/subdivision_search.cfm</a>	10,317	0.71%	19,875	00:00:22	0
14.	<a href="http://www.tad.org/Datasearch/exemptionRates.cfm">http://www.tad.org/Datasearch/exemptionRates.cfm</a>	9,393	0.64%	11,553	00:01:17	0
15.	<a href="http://www.tad.org/Classes/cfm/o/reentryproc.cfm">http://www.tad.org/Classes/cfm/o/reentryproc.cfm</a>	9,353	0.64%	47,934	00:00:16	0
16.	<a href="http://www.tad.org/Datasearch/subdivisionname.cfm">http://www.tad.org/Datasearch/subdivisionname.cfm</a>	7,538	0.52%	18,192	00:00:39	0
17.	<a href="http://www.tad.org/MapIndex/ndxall.htm">http://www.tad.org/MapIndex/ndxall.htm</a>	6,743	0.46%	8,566	00:00:34	0
18.	<a href="http://www.tad.org/WebPages/hotnews.cfm">http://www.tad.org/WebPages/hotnews.cfm</a>	6,175	0.42%	6,866	00:00:42	0
19.	<a href="http://www.tad.org/Datasearch/bpp.cfm">http://www.tad.org/Datasearch/bpp.cfm</a>	5,789	0.40%	15,872	00:01:22	0
20.	<a href="http://www.tad.org/WebPages/taxrates.cfm">http://www.tad.org/WebPages/taxrates.cfm</a>	5,768	0.40%	7,319	00:00:29	0
	<b>Subtotal</b>	<b>1,294,290</b>	<b>88.69%</b>	<b>3,224,878</b>	<b>00:00:46</b>	
	<b>Other</b>	<b>165,109</b>	<b>11.31%</b>	<b>343,089</b>	<b>00:00:50</b>	
	<b>Total</b>	<b>1,459,399</b>	<b>100.00%</b>	<b>3,567,967</b>	<b>00:00:46</b>	

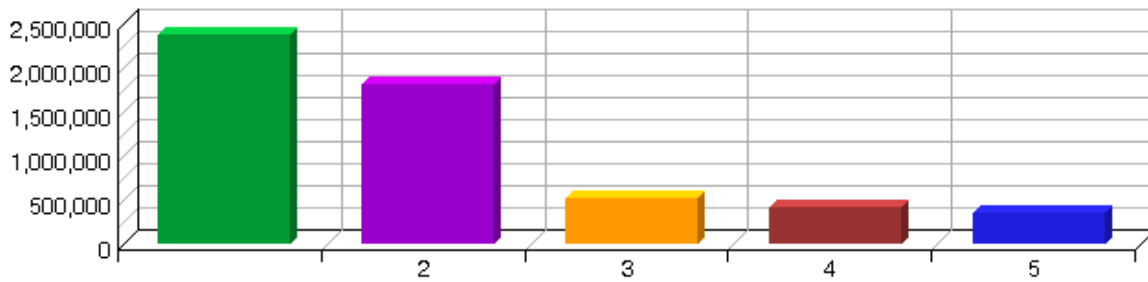
# Files Dashboard

This displays key graphs and tables that provide an overview of the Files chapter. Click on the title of a graph or table to navigate to the corresponding page.

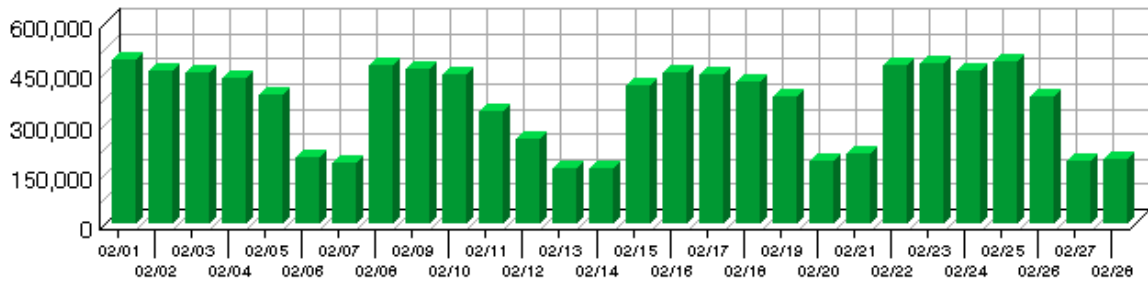
## Hit Summary

Successful Hits for Entire Site	10,058,991
Average Hits per Day	359,249
Home Page Hits	236,471

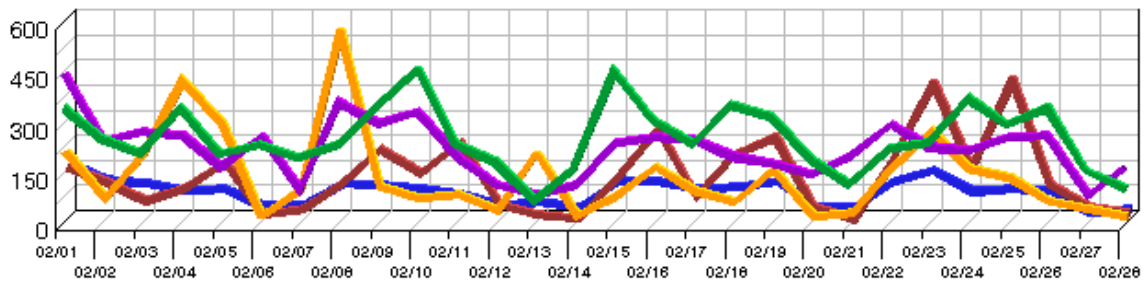
### Most Accessed File Types by Files



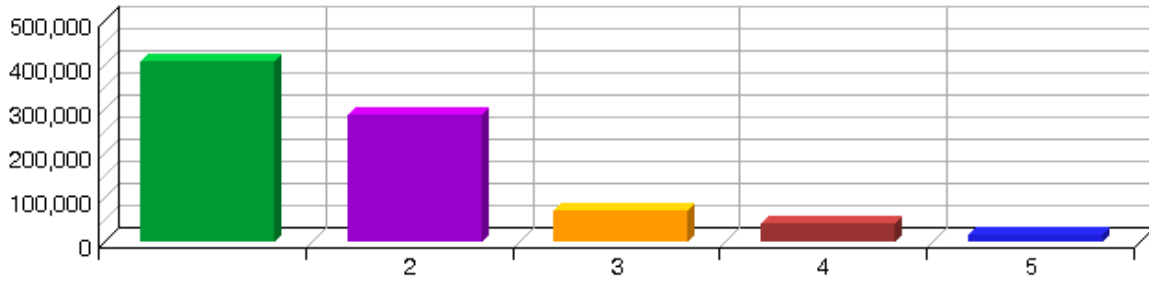
### Hits Trend



### Most Downloaded Files Trend

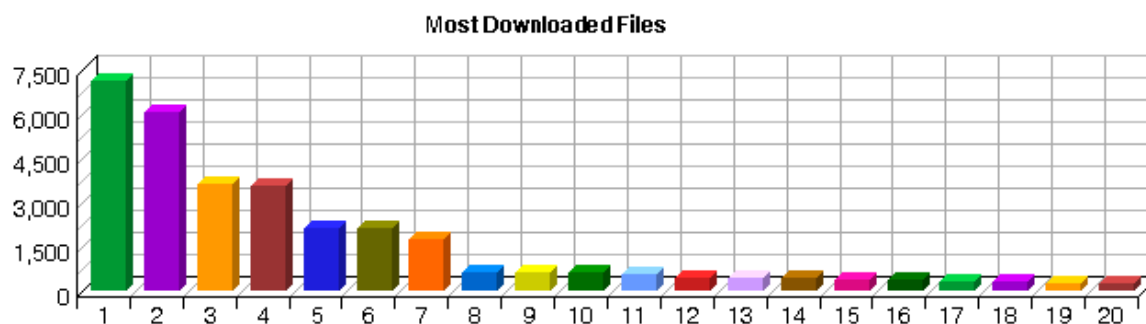
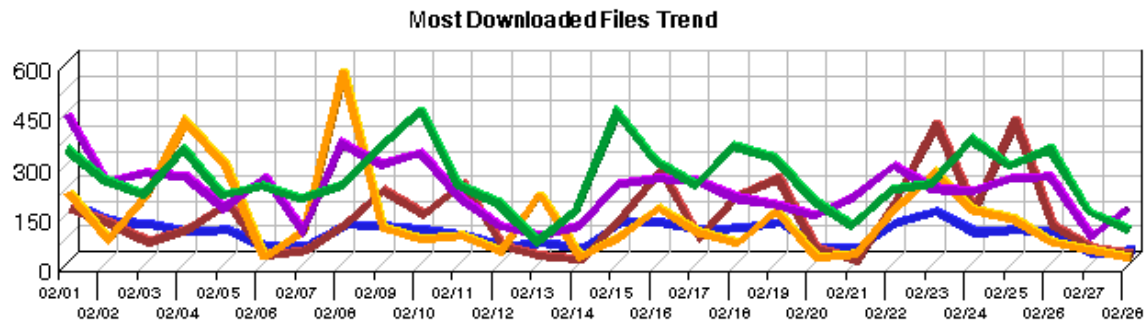


**Most Uploaded Files**



# Most Downloaded Files

This report identifies the most popular files downloaded from your site.



Most Downloaded Files

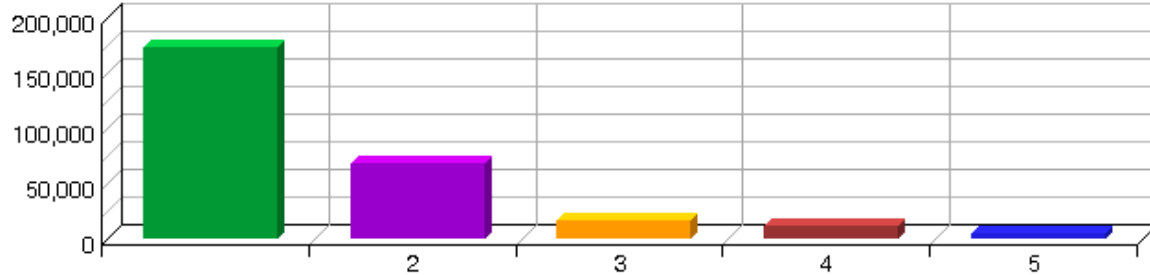
Downloaded Files	Downloads	%	Visits
1. <a href="http://www.tad.org/ftp_data/DataFiles/Mineral Interest ...">http://www.tad.org/ftp_data/DataFiles/Mineral Interest ...</a>	7,116	6.87%	885
2. <a href="http://www.tad.org/ftp_data/ReappraisalPlan2009-2010.pdf">http://www.tad.org/ftp_data/ReappraisalPlan2009-2010.pdf</a>	6,074	5.87%	812
3. <a href="http://www.tad.org/ftp_data/Forms and Applications/2010...">http://www.tad.org/ftp_data/Forms and Applications/2010...</a>	3,649	3.52%	294
4. <a href="http://www.tad.org/ftp_data/Forms and Applications/2010...">http://www.tad.org/ftp_data/Forms and Applications/2010...</a>	3,539	3.42%	355
5. <a href="http://www.tad.org/ftp_data/Instruction/Rendition_Owner...">http://www.tad.org/ftp_data/Instruction/Rendition_Owner...</a>	2,137	2.06%	1,489
6. <a href="http://www.tad.org/ftp_data/Instruction/On-Line Owner S...">http://www.tad.org/ftp_data/Instruction/On-Line Owner S...</a>	2,114	2.04%	313
7. <a href="http://www.tad.org/ftp_data/DIST2010.pdf">http://www.tad.org/ftp_data/DIST2010.pdf</a>	1,749	1.69%	124
8. <a href="http://www.tad.org/ftp_data/Forms and Applications/Rend...">http://www.tad.org/ftp_data/Forms and Applications/Rend...</a>	613	0.59%	225
9. <a href="http://www.tad.org/ftp_data/reports/tot200_20090901.pdf">http://www.tad.org/ftp_data/reports/tot200_20090901.pdf</a>	608	0.59%	76
10. <a href="http://www.tad.org/ftp_data/Forms and Applications/Rend...">http://www.tad.org/ftp_data/Forms and Applications/Rend...</a>	600	0.58%	229
11. <a href="http://www.tad.org/ftp_data/DataFiles/TaxEstimator354.zip">http://www.tad.org/ftp_data/DataFiles/TaxEstimator354.zip</a>	587	0.57%	461
12. <a href="http://www.tad.org/ftp_data/reports/PTD400_2009.PDF">http://www.tad.org/ftp_data/reports/PTD400_2009.PDF</a>	449	0.43%	103
13. <a href="http://www.tad.org/ftp_data/Instruction/Rendition_Agent...">http://www.tad.org/ftp_data/Instruction/Rendition_Agent...</a>	443	0.43%	325
14. <a href="http://www.tad.org/ftp_data/howtobuilddatabase.pdf">http://www.tad.org/ftp_data/howtobuilddatabase.pdf</a>	411	0.40%	111
15. <a href="http://www.tad.org/mappdf/t_2048-384.pdf">http://www.tad.org/mappdf/t_2048-384.pdf</a>	379	0.37%	171
16. <a href="http://www.tad.org/ftp_data/Forms and Applications/NPRO...">http://www.tad.org/ftp_data/Forms and Applications/NPRO...</a>	366	0.35%	270
17. <a href="http://www.tad.org/mappdf/t_2030-388.pdf">http://www.tad.org/mappdf/t_2030-388.pdf</a>	323	0.31%	151

18.	<a href="http://www.tad.org/ftp_data/DataFiles/How to create you...">http://www.tad.org/ftp_data/DataFiles/How to create you...</a>	299	0.29%	104
19.	<a href="http://www.tad.org/ftp_data/Forms and Applications/DISV...">http://www.tad.org/ftp_data/Forms and Applications/DISV...</a>	242	0.23%	210
20.	<a href="http://www.tad.org/ftp_data/Forms and Applications/2009...">http://www.tad.org/ftp_data/Forms and Applications/2009...</a>	236	0.23%	64
	<b>Subtotal</b>	<b>31,934</b>	<b>30.84%</b>	<b>6,772</b>
	<b>Other</b>	<b>71,614</b>	<b>69.16%</b>	<b>54,208</b>
	<b>Total</b>	<b>103,548</b>	<b>100.00%</b>	<b>60,980</b>

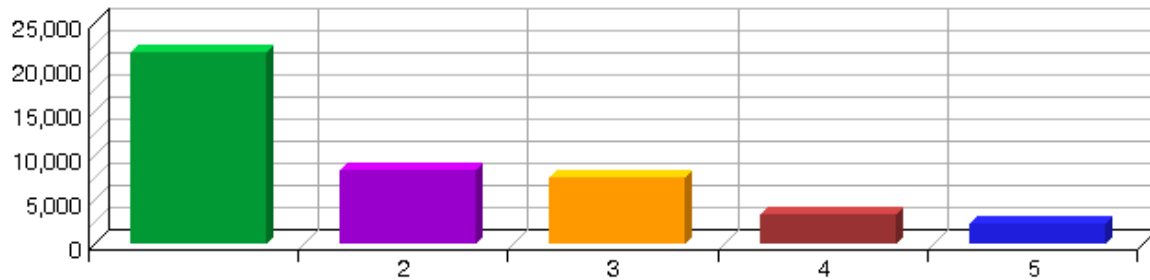
# Navigation Dashboard

This dashboard summarizes important information related to online navigation.

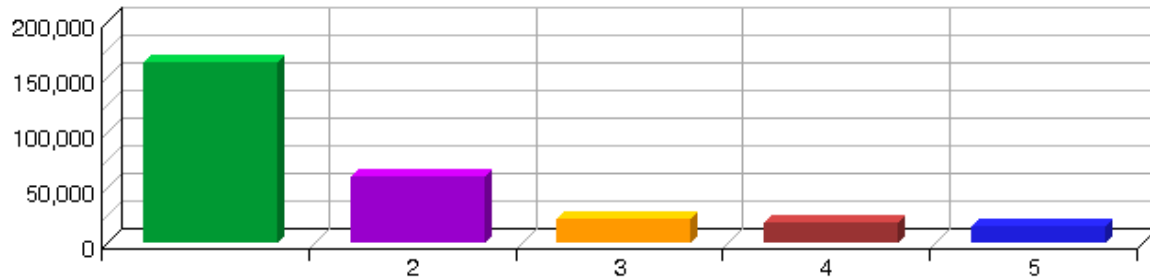
### Top Entry Pages



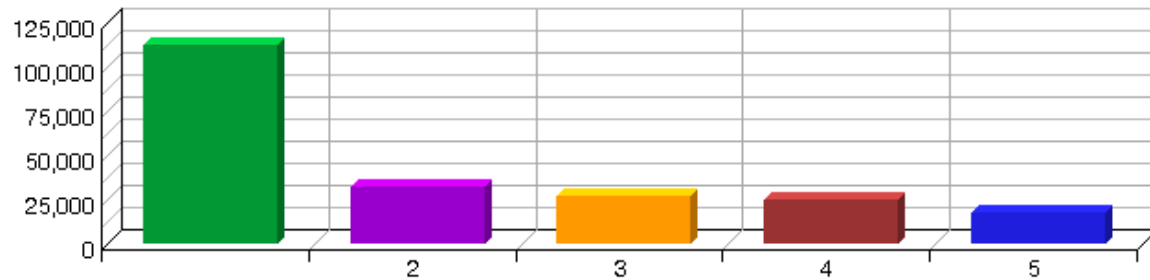
### Single Access Pages



### Top Entry Files



### Top Exit Pages

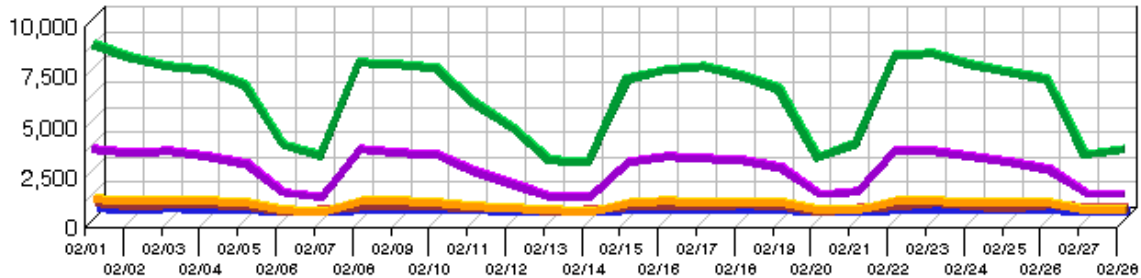




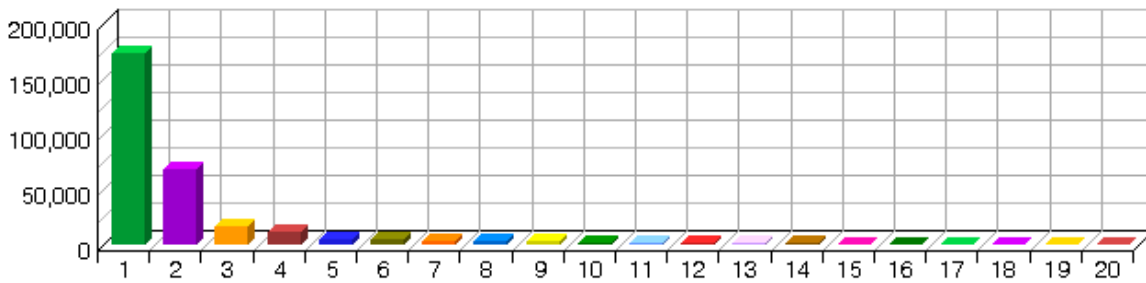
# Top Entry Pages

This report identifies the first page viewed when a visitor visits your site. The most common entry page is usually the home page, but other common entry pages include specific URLs that visitors type, pages that have been bookmarked, or pages referred to by other sites.

**Top Entry Pages Trend**



**Top Entry Pages**



**Top Entry Pages**

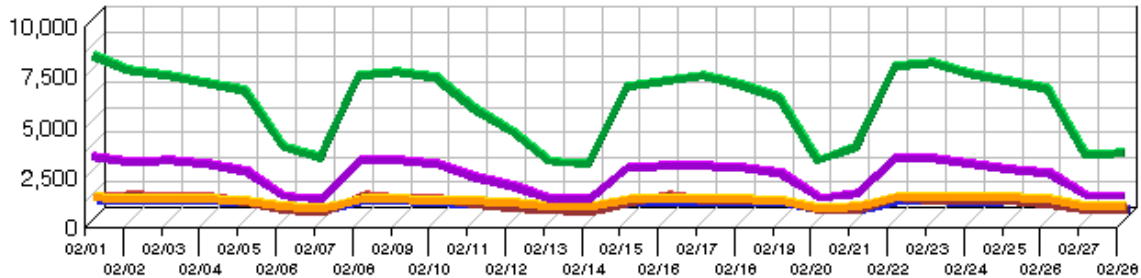
	Pages	Visits	%
1.	<a href="http://www.tad.org/">http:// www.tad.org/</a>	173,469	55.46%
2.	<a href="http://www.tad.org/Datasearch/datasearch.cfm">http:// www.tad.org/ Datasearch/ datasearch.cfm</a>	67,988	21.74%
3.	<a href="http://www.tad.org/Datasearch/re_location_search.cfm">http:// www.tad.org/ Datasearch/ re_location_search.cfm</a>	17,453	5.58%
4.	<a href="http://www.tad.org/Datasearch/re.cfm">http:// www.tad.org/ Datasearch/ re.cfm</a>	12,305	3.93%
5.	<a href="http://www.tad.org/Datasearch/re_owner_search.cfm">http:// www.tad.org/ Datasearch/ re_owner_search.cfm</a>	5,264	1.68%
6.	<a href="http://www.tad.org/Datasearch/relocation.cfm">http:// www.tad.org/ Datasearch/ relocation.cfm</a>	5,046	1.61%
7.	<a href="http://www.tad.org/robots.txt">http:// www.tad.org/ robots.txt</a>	3,737	1.19%
8.	<a href="http://www.tad.org/Datasearch/datasearch.htm">http:// www.tad.org/ Datasearch/ datasearch.htm</a>	3,249	1.04%
9.	<a href="http://www.tad.org/Datasearch/re_powner.cfm">http:// www.tad.org/ Datasearch/ re_powner.cfm</a>	3,133	1.00%
10.		2,029	0.65%

	<a href="http://www.tad.org/Datasearch/reowner.cfm">http://www.tad.org/Datasearch/reowner.cfm</a>		
11.	<a href="http://www.tad.org/Datasearch/geo.cfm">http://www.tad.org/Datasearch/geo.cfm</a>	1,869	0.60%
12.	<a href="http://www.tad.org/Datasearch/geoentry.cfm">http://www.tad.org/Datasearch/geoentry.cfm</a>	1,511	0.48%
13.	<a href="http://www.tad.org/Datasearch/re_encrypt.cfm">http://www.tad.org/Datasearch/re_encrypt.cfm</a>	878	0.28%
14.	<a href="http://www.tad.org/Datasearch/reentry.cfm">http://www.tad.org/Datasearch/reentry.cfm</a>	849	0.27%
15.	<a href="http://www.tad.org/WebPages/formsappsetc.cfm">http://www.tad.org/WebPages/formsappsetc.cfm</a>	782	0.25%
16.	<a href="http://www.tad.org/Classes/cfm/o/reentryproc.cfm">http://www.tad.org/Classes/cfm/o/reentryproc.cfm</a>	755	0.24%
17.	<a href="http://www.tad.org/MapIndex/ndxall.htm">http://www.tad.org/MapIndex/ndxall.htm</a>	746	0.24%
18.	<a href="http://www.tad.org/Datasearch/reprintablePDF.cfm">http://www.tad.org/Datasearch/reprintablePDF.cfm</a>	727	0.23%
19.	<a href="http://www.tad.org/WebPages/taxrates.cfm">http://www.tad.org/WebPages/taxrates.cfm</a>	649	0.21%
20.	<a href="http://www.tad.org/webpages/links_cad.cfm">http://www.tad.org/webpages/links_cad.cfm</a>	514	0.16%
	<b>Subtotal</b>	<b>302,953</b>	<b>96.86%</b>
	<b>Other</b>	<b>9,826</b>	<b>3.14%</b>
	<b>Total</b>	<b>312,779</b>	<b>100.00%</b>

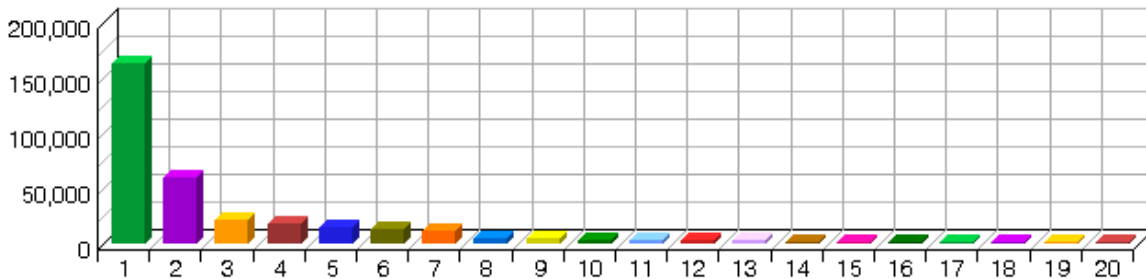
# Top Entry Files

This report identifies the first hit from a visitor visiting your site. This is most likely the home page but, in some cases it may also be specific URLs that visitors enter to go directly to a particular file or page.

**Top Entry Files Trend**



**Top Entry Files**



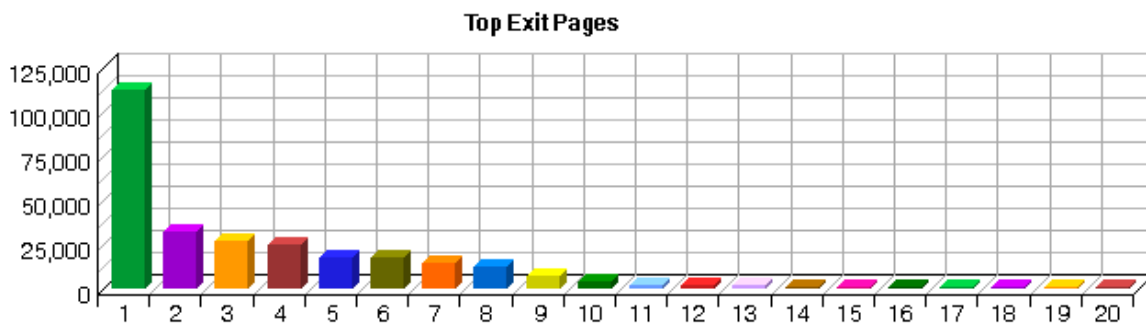
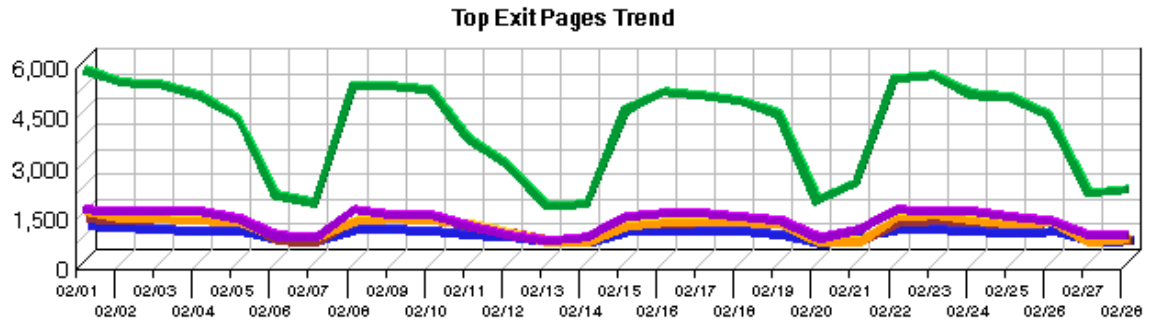
**Top Entry Files**

Files	Visits	%
1. <a href="http://www.tad.org/">http://www.tad.org/</a>	163,427	44.70%
2. <a href="http://www.tad.org/Datasearch/datasearch.cfm">http://www.tad.org/Datasearch/datasearch.cfm</a>	60,269	16.48%
3. <a href="http://www.tad.org/tad.ico">http://www.tad.org/tad.ico</a>	22,191	6.07%
4. <a href="http://www.tad.org/WebPages/TADWeb.css">http://www.tad.org/WebPages/TADWeb.css</a>	17,753	4.86%
5. <a href="http://www.tad.org/Datasearch/re_location_search.cfm">http://www.tad.org/Datasearch/re_location_search.cfm</a>	14,207	3.89%
6. <a href="http://www.tad.org/favicon.ico">http://www.tad.org/favicon.ico</a>	12,909	3.53%
7. <a href="http://www.tad.org/Datasearch/re.cfm">http://www.tad.org/Datasearch/re.cfm</a>	11,462	3.13%
8. <a href="http://www.tad.org/Datasearch/relocation.cfm">http://www.tad.org/Datasearch/relocation.cfm</a>	4,625	1.26%
9. <a href="http://www.tad.org/Datasearch/TADWebDatasearch.css">http://www.tad.org/Datasearch/TADWebDatasearch.css</a>	4,308	1.18%
10. <a href="http://www.tad.org/robots.txt">http://www.tad.org/robots.txt</a>	3,730	1.02%
11. <a href="http://www.tad.org/Datasearch/re_owner_search.cfm">http://www.tad.org/Datasearch/re_owner_search.cfm</a>	3,571	0.98%
12. <a href="http://www.tad.org/Datasearch/datasearch.htm">http://www.tad.org/Datasearch/datasearch.htm</a>	3,229	0.88%
13. <a href="http://www.tad.org/Datasearch/re_powner.cfm">http://www.tad.org/Datasearch/re_powner.cfm</a>	3,046	0.83%
14. <a href="http://www.tad.org/Default.aspx">http://www.tad.org/Default.aspx</a>	2,111	0.58%
15. <a href="http://www.tad.org/Datasearch/reowner.cfm">http://www.tad.org/Datasearch/reowner.cfm</a>	1,879	0.51%
16. <a href="http://www.tad.org/images/ov1.gif">http://www.tad.org/images/ov1.gif</a>	1,715	0.47%
17. <a href="http://www.tad.org/images/TAD-Logo.jpg">http://www.tad.org/images/TAD-Logo.jpg</a>	1,706	0.47%

18.	<a href="http://www.tad.org/Datasearch/geo.cfm">http://www.tad.org/Datasearch/geo.cfm</a>	1,613	0.44%
19.	<a href="http://www.tad.org/Datasearch/geoentry.cfm">http://www.tad.org/Datasearch/geoentry.cfm</a>	1,175	0.32%
20.	<a href="http://www.tad.org/CFIDE/scripts/cfform.js">http://www.tad.org/CFIDE/scripts/cfform.js</a>	970	0.27%
	<b>Subtotal</b>	<b>335,896</b>	<b>91.87%</b>
	<b>Other</b>	<b>29,734</b>	<b>8.13%</b>
	<b>Total</b>	<b>365,630</b>	<b>100.00%</b>

# Top Exit Pages

This report identifies the last page visitors viewed before they left your site.



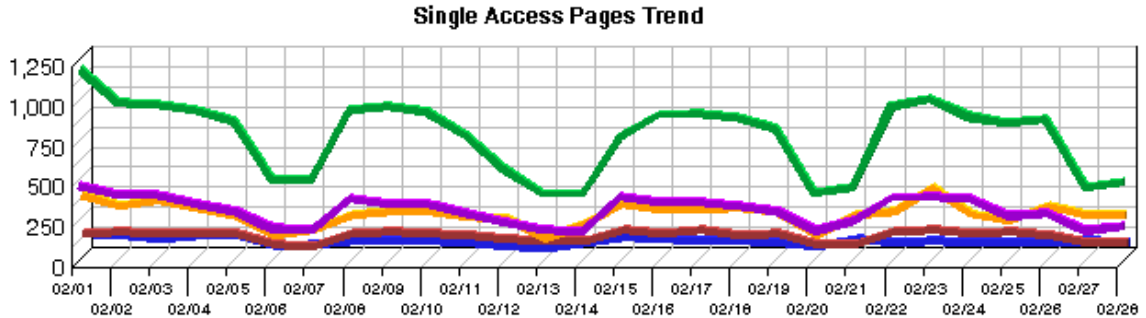
**Top Exit Pages**

	Pages	Visits	%
1.	<a href="http://www.tad.org/Datasearch/re.cfm">http://www.tad.org/Datasearch/re.cfm</a>	113,012	36.13%
2.	<a href="http://www.tad.org/Datasearch/re_powner.cfm">http://www.tad.org/Datasearch/re_powner.cfm</a>	32,521	10.40%
3.	<a href="http://www.tad.org/">http://www.tad.org/</a>	27,094	8.66%
4.	<a href="http://www.tad.org/Datasearch/relocation.cfm">http://www.tad.org/Datasearch/relocation.cfm</a>	25,188	8.05%
5.	<a href="http://www.tad.org/Datasearch/reowner.cfm">http://www.tad.org/Datasearch/reowner.cfm</a>	18,223	5.83%
6.	<a href="http://www.tad.org/Datasearch/datasearch.cfm">http://www.tad.org/Datasearch/datasearch.cfm</a>	17,363	5.55%
7.	<a href="http://www.tad.org/Datasearch/re_location_search.cfm">http://www.tad.org/Datasearch/re_location_search.cfm</a>	14,890	4.76%
8.	<a href="http://www.tad.org/Datasearch/reprintablePDF.cfm">http://www.tad.org/Datasearch/reprintablePDF.cfm</a>	12,176	3.89%
9.	<a href="http://www.tad.org/Datasearch/re_owner_search.cfm">http://www.tad.org/Datasearch/re_owner_search.cfm</a>	7,135	2.28%
10.		4,103	1.31%

	<a href="http://www.tad.org/Datasearch/geo.cfm">http://www.tad.org/Datasearch/geo.cfm</a>		
11.	<a href="http://www.tad.org/Datasearch/exemptionRates.cfm">http://www.tad.org/Datasearch/exemptionRates.cfm</a>	2,464	0.79%
12.	<a href="http://www.tad.org/robots.txt">http://www.tad.org/robots.txt</a>	2,250	0.72%
13.	<a href="http://www.tad.org/WebPages/links_cad.cfm">http://www.tad.org/WebPages/links_cad.cfm</a>	1,705	0.55%
14.	<a href="http://www.tad.org/Datasearch/bpp.cfm">http://www.tad.org/Datasearch/bpp.cfm</a>	1,562	0.50%
15.	<a href="http://www.tad.org/webpages/2009_tax_rates.htm">http://www.tad.org/webpages/2009_tax_rates.htm</a>	1,374	0.44%
16.	<a href="http://www.tad.org/WebPages/links_to_other_web_site...">http://www.tad.org/WebPages/links_to_other_web_site...</a>	1,245	0.40%
17.	<a href="http://www.tad.org/WebPages/formsappsetc.cfm">http://www.tad.org/WebPages/formsappsetc.cfm</a>	1,116	0.36%
18.	<a href="http://www.tad.org/Datasearch/resiclass.cfm">http://www.tad.org/Datasearch/resiclass.cfm</a>	1,102	0.35%
19.	<a href="http://www.tad.org/MapIndex/map.cfm">http://www.tad.org/MapIndex/map.cfm</a>	1,093	0.35%
20.	<a href="http://www.tad.org/Classes/cfm/o/reentryproc.cfm">http://www.tad.org/Classes/cfm/o/reentryproc.cfm</a>	1,087	0.35%
	<b>Subtotal</b>	<b>286,703</b>	<b>91.65%</b>
	<b>Other</b>	<b>26,106</b>	<b>8.35%</b>
	<b>Total</b>	<b>312,809</b>	<b>100.00%</b>

# Single Access Pages

This report identifies the pages on your web site that visitors open, then exit from, without viewing any other page.



Single Access Pages

	Pages	Visits	%
1.	<a href="http://www.tad.org/">http:// www.tad.org/</a>	21,598	38.56%
2.	<a href="http://www.tad.org/Datasearch/datasearch.cfm">http:// www.tad.org/ Datasearch/ datasearch.cfm</a>	8,333	14.88%
3.	<a href="http://www.tad.org/Datasearch/re.cfm">http:// www.tad.org/ Datasearch/ re.cfm</a>	7,590	13.55%
4.	<a href="http://www.tad.org/Datasearch/re_location_search.cfm">http:// www.tad.org/ Datasearch/ re_location_search.cfm</a>	3,419	6.10%
5.	<a href="http://www.tad.org/Datasearch/re_powner.cfm">http:// www.tad.org/ Datasearch/ re_powner.cfm</a>	2,293	4.09%
6.	<a href="http://www.tad.org/robots.txt">http:// www.tad.org/ robots.txt</a>	2,047	3.65%
7.	<a href="http://www.tad.org/Datasearch/re_owner_search.cfm">http:// www.tad.org/ Datasearch/ re_owner_search.cfm</a>	1,484	2.65%
8.	<a href="http://www.tad.org/Datasearch/relocation.cfm">http:// www.tad.org/ Datasearch/ relocation.cfm</a>	919	1.64%
9.	<a href="http://www.tad.org/Datasearch/reowner.cfm">http:// www.tad.org/ Datasearch/ reowner.cfm</a>	567	1.01%
10.	<a href="http://www.tad.org/Datasearch/reprintablePDF.cfm">http:// www.tad.org/ Datasearch/ reprintablePDF.cfm</a>	443	0.79%

11.	<a href="http://www.tad.org/WebPages/links_cad.cfm">http://www.tad.org/ WebPages/links_cad.cfm</a>	317	0.57%
12.	<a href="http://www.tad.org/WebPages/formsappsetc.cfm">http://www.tad.org/ WebPages/formsappsetc.cfm</a>	316	0.56%
13.	<a href="http://www.tad.org/Datasearch/geo.cfm">http://www.tad.org/ Datasearch/geo.cfm</a>	282	0.50%
14.	<a href="http://www.tad.org/Datasearch/datasearch.htm">http://www.tad.org/ Datasearch/datasearch.htm</a>	265	0.47%
15.	<a href="http://www.tad.org/WebPages/mineralfaq.cfm">http://www.tad.org/ WebPages/mineralfaq.cfm</a>	229	0.41%
16.	<a href="http://www.tad.org/MapIndex/ndxall.htm">http://www.tad.org/ MapIndex/ndxall.htm</a>	228	0.41%
17.	<a href="http://www.tad.org/WebPages/taxrates.cfm">http://www.tad.org/ WebPages/taxrates.cfm</a>	207	0.37%
18.	<a href="http://www.tad.org/Datasearch/geoentry.cfm">http://www.tad.org/ Datasearch/geoentry.cfm</a>	197	0.35%
19.	<a href="http://www.tad.org/WebPages/links_to_other_web_site...">http://www.tad.org/ WebPages/ links_to_other_web_site...</a>	194	0.35%
20.	<a href="http://www.tad.org/Datasearch/exemptionRates.cfm">http://www.tad.org/ Datasearch/ exemptionRates.cfm</a>	174	0.31%
	<b>Subtotal</b>	<b>51,102</b>	<b>91.23%</b>
	<b>Other</b>	<b>4,913</b>	<b>8.77%</b>
	<b>Total</b>	<b>56,015</b>	<b>100.00%</b>

# Top Paths Through Site

This report tracks visitor activity beginning with their entry page into the site—the first page they open—then all subsequent pages during their visit. The default definition for a page in this context is defined as a document ending with the extension .htm, .html, or .asp. This definition can be changed by the system administrator.

## Top Paths Through Site

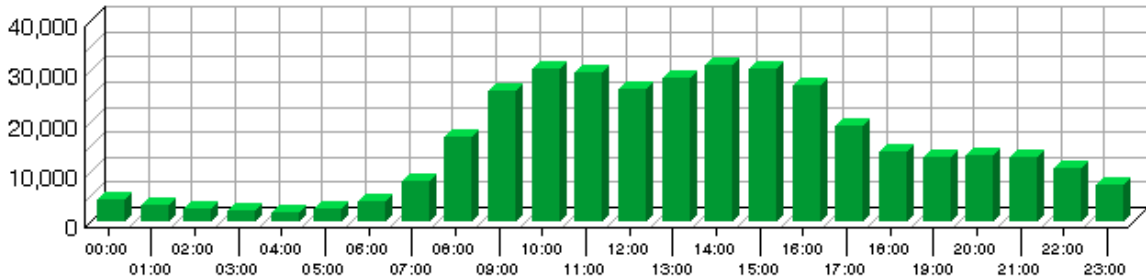
Starting Page	Paths from Start	Visits	%
All Entry Pages		41,702	13.33%
	1. <a href="http://www.tad.org/">http://www.tad.org/</a>		
	2. <a href="http://www.tad.org/Datasearch/datasearch.cfm">http://www.tad.org/Datasearch/datasearch.cfm</a>		
	3. <a href="http://www.tad.org/Datasearch/re_location_search.cfm">http://www.tad.org/Datasearch/re_location_search.cfm</a>		
	4. <a href="http://www.tad.org/Datasearch/relocation.cfm">http://www.tad.org/Datasearch/relocation.cfm</a>		
	5. <a href="http://www.tad.org/Datasearch/re.cfm">http://www.tad.org/Datasearch/re.cfm</a>		
		25,637	8.20%
	1. <a href="http://www.tad.org/">http://www.tad.org/</a>		
	2. <a href="http://www.tad.org/Datasearch/datasearch.cfm">http://www.tad.org/Datasearch/datasearch.cfm</a>		
	3. <a href="http://www.tad.org/Datasearch/re_owner_search.cfm">http://www.tad.org/Datasearch/re_owner_search.cfm</a>		
	4. <a href="http://www.tad.org/Datasearch/reowner.cfm">http://www.tad.org/Datasearch/reowner.cfm</a>		
	5. <a href="http://www.tad.org/Datasearch/re.cfm">http://www.tad.org/Datasearch/re.cfm</a>		
		24,086	7.70%
	1. <a href="http://www.tad.org/">http://www.tad.org/</a>		
		13,692	4.38%
	1. <a href="http://www.tad.org/">http://www.tad.org/</a>		
	2. <a href="http://www.tad.org/Datasearch/datasearch.cfm">http://www.tad.org/Datasearch/datasearch.cfm</a>		
	3. <a href="http://www.tad.org/Datasearch/re_location_search.cfm">http://www.tad.org/Datasearch/re_location_search.cfm</a>		
	4. <a href="http://www.tad.org/Datasearch/re.cfm">http://www.tad.org/Datasearch/re.cfm</a>		
	5. <a href="http://www.tad.org/Datasearch/relocation.cfm">http://www.tad.org/Datasearch/relocation.cfm</a>		
		12,859	4.11%
	1. <a href="http://www.tad.org/">http://www.tad.org/</a>		
	2. <a href="http://www.tad.org/Datasearch/datasearch.cfm">http://www.tad.org/Datasearch/datasearch.cfm</a>		
	3. <a href="http://www.tad.org/Datasearch/re_location_search.cfm">http://www.tad.org/Datasearch/re_location_search.cfm</a>		
	4. <a href="http://www.tad.org/Datasearch/relocation.cfm">http://www.tad.org/Datasearch/relocation.cfm</a>		
	5. <a href="http://www.tad.org/Datasearch/re_location_search.cfm">http://www.tad.org/Datasearch/re_location_search.cfm</a>		
		9,725	3.11%
	1. <a href="http://www.tad.org/Datasearch/datasearch.cfm">http://www.tad.org/Datasearch/datasearch.cfm</a>		
		9,176	2.93%
	1. <a href="http://www.tad.org/Datasearch/re.cfm">http://www.tad.org/Datasearch/re.cfm</a>		
		8,048	2.57%
	1. <a href="http://www.tad.org/">http://www.tad.org/</a>		
	2. <a href="http://www.tad.org/Datasearch/datasearch.cfm">http://www.tad.org/Datasearch/datasearch.cfm</a>		
	3. <a href="http://www.tad.org/Datasearch/re_owner_search.cfm">http://www.tad.org/Datasearch/re_owner_search.cfm</a>		
	4. <a href="http://www.tad.org/Datasearch/reowner.cfm">http://www.tad.org/Datasearch/reowner.cfm</a>		
	5. <a href="http://www.tad.org/Datasearch/re_owner_search.cfm">http://www.tad.org/Datasearch/re_owner_search.cfm</a>		
		6,893	2.20%
	1. <a href="http://www.tad.org/Datasearch/datasearch.cfm">http://www.tad.org/Datasearch/datasearch.cfm</a>		
	2. <a href="http://www.tad.org/Datasearch/re_location_search.cfm">http://www.tad.org/Datasearch/re_location_search.cfm</a>		
	3. <a href="http://www.tad.org/Datasearch/relocation.cfm">http://www.tad.org/Datasearch/relocation.cfm</a>		
	4. <a href="http://www.tad.org/Datasearch/re.cfm">http://www.tad.org/Datasearch/re.cfm</a>		

1. <a href="http://www.tad.org/Datasearch/datasearch.cfm">http://www.tad.org/Datasearch/datasearch.cfm</a>	4,482	1.43%
2. <a href="http://www.tad.org/Datasearch/re_location_search.cfm">http://www.tad.org/Datasearch/re_location_search.cfm</a>		
3. <a href="http://www.tad.org/Datasearch/relocation.cfm">http://www.tad.org/Datasearch/relocation.cfm</a>		
4. <a href="http://www.tad.org/Datasearch/re_location_search.cfm">http://www.tad.org/Datasearch/re_location_search.cfm</a>		
5. <a href="http://www.tad.org/Datasearch/relocation.cfm">http://www.tad.org/Datasearch/relocation.cfm</a>		
	4,292	1.37%
1. <a href="http://www.tad.org/Datasearch/re_location_search.cfm">http://www.tad.org/Datasearch/re_location_search.cfm</a>		
	3,798	1.21%
1. <a href="http://www.tad.org/">http://www.tad.org/</a>		
2. <a href="http://www.tad.org/Datasearch/datasearch.cfm">http://www.tad.org/Datasearch/datasearch.cfm</a>		
3. <a href="http://www.tad.org/Datasearch/re_owner_search.cfm">http://www.tad.org/Datasearch/re_owner_search.cfm</a>		
4. <a href="http://www.tad.org/Datasearch/reowner.cfm">http://www.tad.org/Datasearch/reowner.cfm</a>		
	3,753	1.20%
1. <a href="http://www.tad.org/Datasearch/datasearch.cfm">http://www.tad.org/Datasearch/datasearch.cfm</a>		
2. <a href="http://www.tad.org/Datasearch/re_owner_search.cfm">http://www.tad.org/Datasearch/re_owner_search.cfm</a>		
3. <a href="http://www.tad.org/Datasearch/reowner.cfm">http://www.tad.org/Datasearch/reowner.cfm</a>		
4. <a href="http://www.tad.org/Datasearch/re.cfm">http://www.tad.org/Datasearch/re.cfm</a>		
	3,637	1.16%
1. <a href="http://www.tad.org/Datasearch/datasearch.cfm">http://www.tad.org/Datasearch/datasearch.cfm</a>		
2. <a href="http://www.tad.org/Datasearch/re_location_search.cfm">http://www.tad.org/Datasearch/re_location_search.cfm</a>		
3. <a href="http://www.tad.org/Datasearch/relocation.cfm">http://www.tad.org/Datasearch/relocation.cfm</a>		
4. <a href="http://www.tad.org/Datasearch/re.cfm">http://www.tad.org/Datasearch/re.cfm</a>		
5. <a href="http://www.tad.org/Datasearch/re_powner.cfm">http://www.tad.org/Datasearch/re_powner.cfm</a>		
	2,839	0.91%
1. <a href="http://www.tad.org/">http://www.tad.org/</a>		
2. <a href="http://www.tad.org/Datasearch/datasearch.cfm">http://www.tad.org/Datasearch/datasearch.cfm</a>		
3. <a href="http://www.tad.org/Datasearch/re_owner_search.cfm">http://www.tad.org/Datasearch/re_owner_search.cfm</a>		
4. <a href="http://www.tad.org/Datasearch/re.cfm">http://www.tad.org/Datasearch/re.cfm</a>		
5. <a href="http://www.tad.org/Datasearch/reowner.cfm">http://www.tad.org/Datasearch/reowner.cfm</a>		
	2,837	0.91%
1. <a href="http://www.tad.org/Datasearch/re_location_search.cfm">http://www.tad.org/Datasearch/re_location_search.cfm</a>		
2. <a href="http://www.tad.org/Datasearch/relocation.cfm">http://www.tad.org/Datasearch/relocation.cfm</a>		
3. <a href="http://www.tad.org/Datasearch/re.cfm">http://www.tad.org/Datasearch/re.cfm</a>		
	2,782	0.89%
1. <a href="http://www.tad.org/Datasearch/datasearch.cfm">http://www.tad.org/Datasearch/datasearch.cfm</a>		
2. <a href="http://www.tad.org/Datasearch/re_owner_search.cfm">http://www.tad.org/Datasearch/re_owner_search.cfm</a>		
3. <a href="http://www.tad.org/Datasearch/reowner.cfm">http://www.tad.org/Datasearch/reowner.cfm</a>		
4. <a href="http://www.tad.org/Datasearch/re_owner_search.cfm">http://www.tad.org/Datasearch/re_owner_search.cfm</a>		
5. <a href="http://www.tad.org/Datasearch/reowner.cfm">http://www.tad.org/Datasearch/reowner.cfm</a>		
	2,641	0.84%
1. <a href="http://www.tad.org/">http://www.tad.org/</a>		
2. <a href="http://www.tad.org/Datasearch/datasearch.cfm">http://www.tad.org/Datasearch/datasearch.cfm</a>		
3. <a href="http://www.tad.org/Datasearch/geentry.cfm">http://www.tad.org/Datasearch/geentry.cfm</a>		
4. <a href="http://www.tad.org/Datasearch/geo.cfm">http://www.tad.org/Datasearch/geo.cfm</a>		
5. <a href="http://www.tad.org/Datasearch/re.cfm">http://www.tad.org/Datasearch/re.cfm</a>		
	2,508	0.80%
1. <a href="http://www.tad.org/Datasearch/re_powner.cfm">http://www.tad.org/Datasearch/re_powner.cfm</a>		
	2,217	0.71%
1. <a href="http://www.tad.org/robots.txt">http://www.tad.org/robots.txt</a>		

# Activity Dashboard

This displays key graphs and tables that provide an overview of the Activity chapter. Click on the title of a graph or table to navigate to the corresponding page.

**Visits by Hour of the Day**



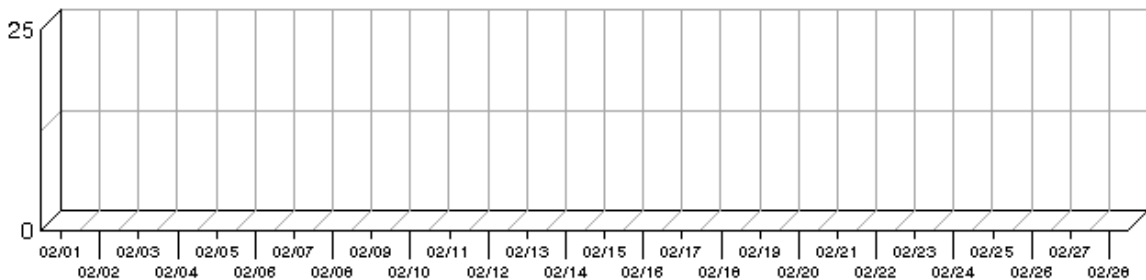
**Most Active Summary**

Most Active Date	February 01, 2010
Number of Hits on Most Active Date	492,098
Most Active Day of the Week	Mon
Most Active Hour of the Day	14:00–14:59

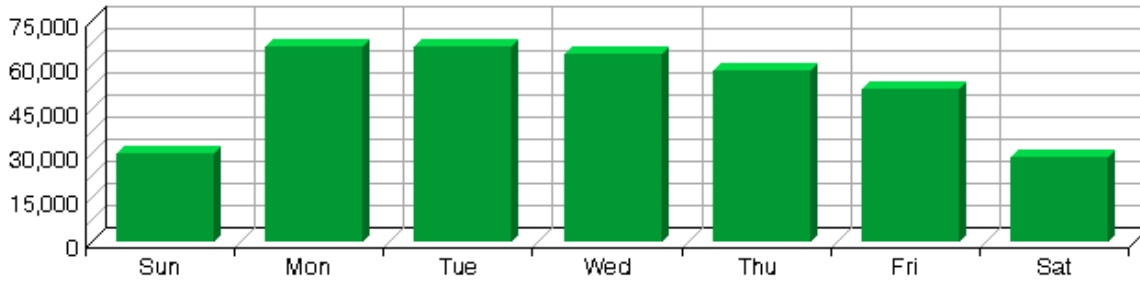
**Activity on Weekdays Summary**

Total Hits Weekdays	8,576,038
Total Visits Weekdays	306,889
Average Number of <b>Visits</b> per day on Weekdays	15,344
Average Number of <b>Hits</b> per day on Weekdays	428,801

**Average Time to Serve Pages**



### Visits by Day of the Week



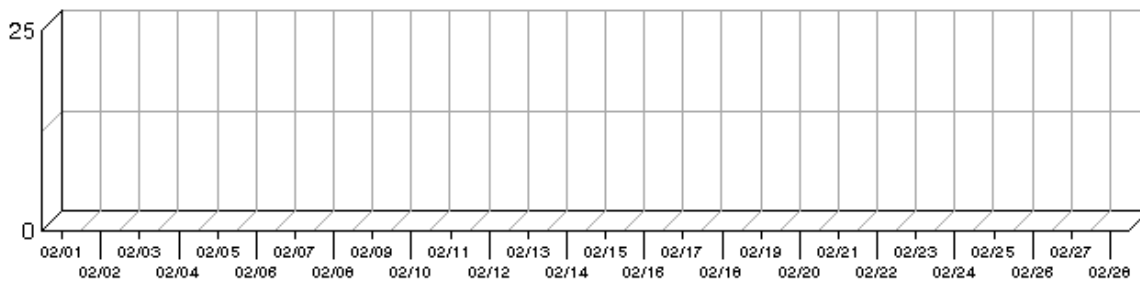
### Least Active Summary

Least Active Date	February 14, 2010
Number of Hits on Least Active Date	167,458
Least Active Day of the Week	Sat
Least Active Hour of the Day	04:00–04:59

### Activity on Weekends Summary

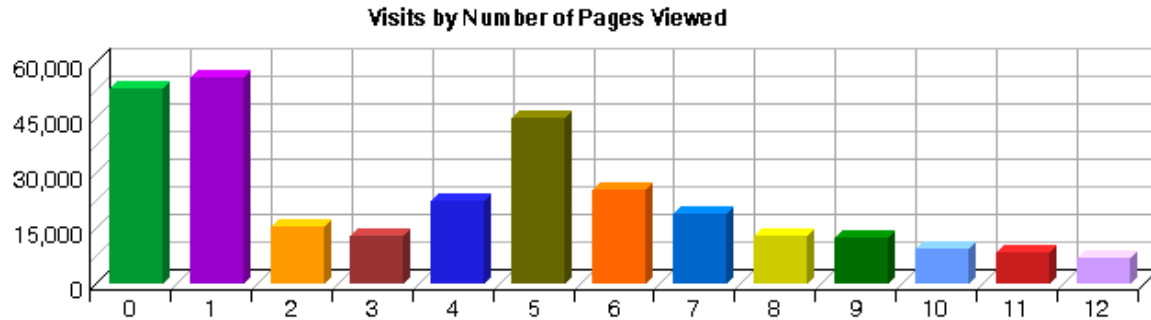
Total Hits Weekend	1,482,953
Total Visits Weekend	58,741
Average Number of <b>Visits</b> per Weekend	14,685
Average Number of <b>Hits</b> per Weekend	370,738

### Bandwidth: Kbytes Transferred Trend



# Visits by Number of Pages Viewed

This report shows you how many times visitors viewed one page, how many viewed two pages, etc.



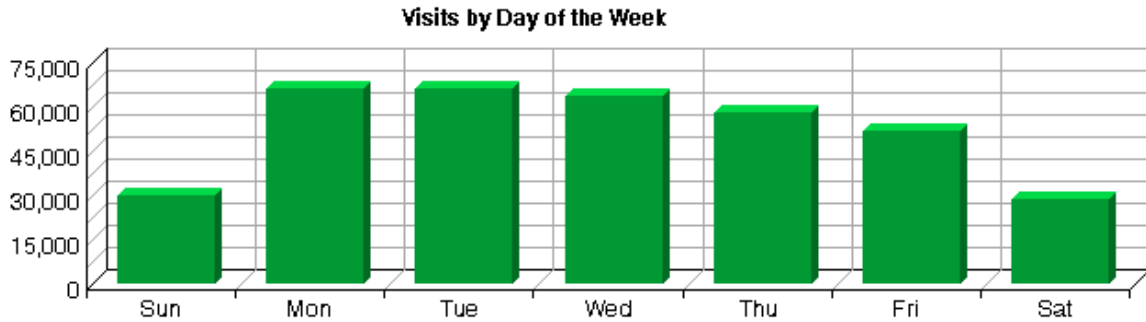
**Visits by Number of Pages Viewed**

Number of Pages Viewed	Visits	%
0	52,848	14.45%
1	56,015	15.32%
2	15,312	4.19%
3	12,943	3.54%
4	22,273	6.09%
5	45,043	12.32%
6	25,379	6.94%
7	18,971	5.19%
8	13,155	3.60%
9	12,305	3.37%
10	9,474	2.59%
11	8,575	2.35%
12	7,034	1.92%
<b>Subtotal</b>	<b>299,327</b>	<b>81.86%</b>
<b>Other</b>	<b>66,330</b>	<b>18.14%</b>
<b>Total</b>	<b>365,657</b>	<b>100.00%</b>



# Visits by Day of the Week

This report shows the activity for each day of the week within the reporting period. Unsuccessful hits are not included.



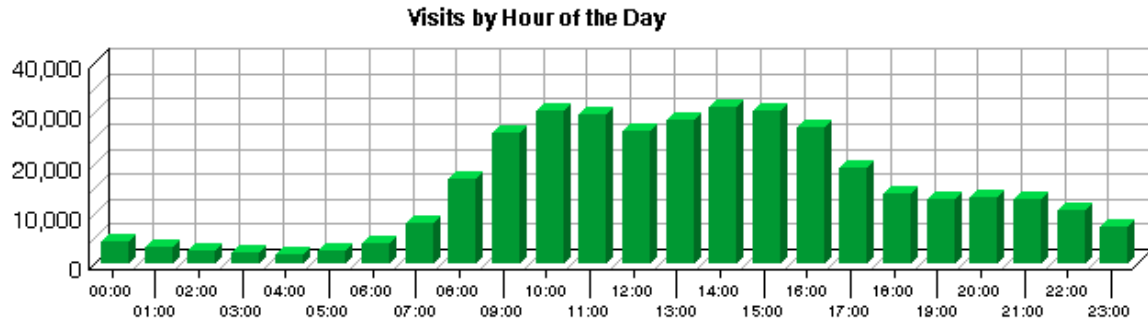
Visits by Day of the Week

Day	Visits	%
Sun	29,915	8.18%
Mon	66,175	18.10%
Tue	66,421	18.17%
Wed	63,996	17.50%
Thu	58,413	15.98%
Fri	51,884	14.19%
Sat	28,826	7.88%
<b>Total Weekend</b>	<b>58,741</b>	<b>16.07%</b>
<b>Total Weekdays</b>	<b>306,889</b>	<b>83.93%</b>
<b>Total</b>	<b>365,630</b>	<b>100.00%</b>



# Visits by Hour of the Day

This report shows activity for each hour of the day. It also shows the most and the least active hours of the day for the report period.



Visits by Hour of the Day

Hour	Visits	%
00:00	4,579	1.25%
01:00	3,235	0.88%
02:00	2,565	0.70%
03:00	2,025	0.55%
04:00	1,978	0.54%
05:00	2,442	0.67%
06:00	4,069	1.11%
07:00	8,007	2.19%
08:00	16,925	4.63%
09:00	26,077	7.13%
10:00	30,297	8.29%
11:00	29,683	8.12%
12:00	26,282	7.19%
13:00	28,786	7.87%
14:00	31,179	8.53%
15:00	30,462	8.33%
16:00	27,051	7.40%
17:00	19,048	5.21%
18:00	13,984	3.82%
19:00	13,027	3.56%
20:00	13,332	3.65%
21:00	12,767	3.49%
22:00	10,518	2.88%
23:00	7,312	2.00%
<b>Total Visits during Work Hours (8:00am–5:00pm)</b>	<b>246,742</b>	<b>67.48%</b>

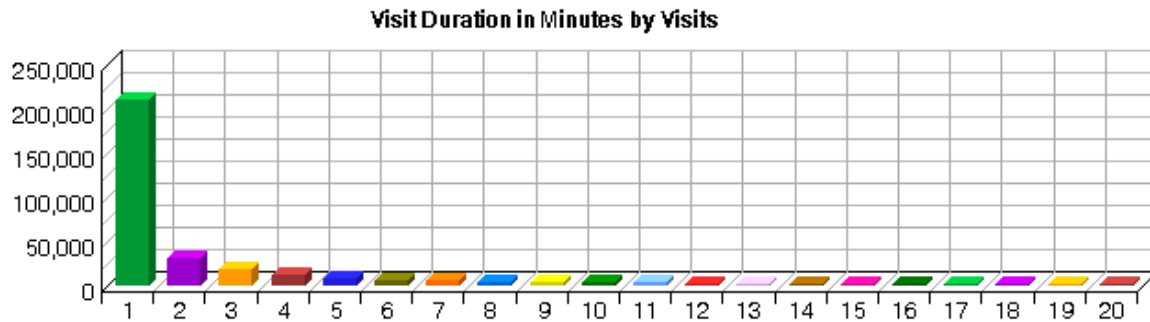
<b>Total Visits during After Hours (5:01pm–7:59am)</b>	<b>118,888</b>	<b>32.52%</b>
<b>Total</b>	<b>365,630</b>	<b>100.00%</b>

**Summary of Visits by Hour of the Day**

<b>Most Active Hour of the Day</b>	14:00–14:59
<b>Least Active Hour of the Day</b>	04:00–04:59

# Visit Duration by Visits

This report shows the number and percentages of visits over selected visit lengths.



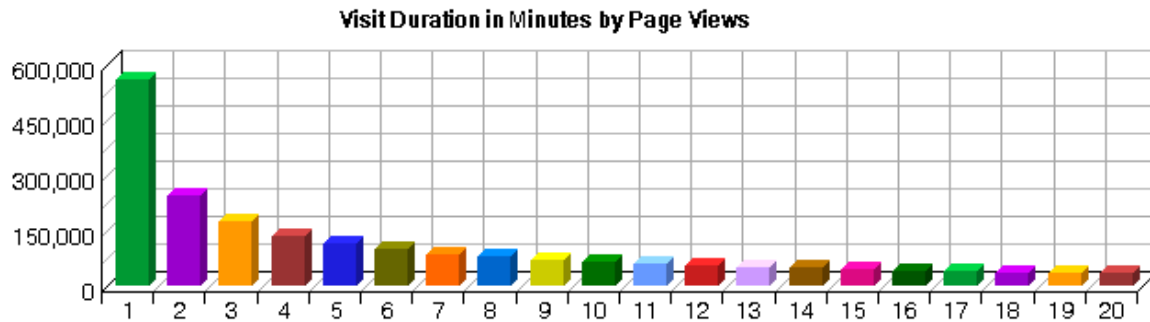
**Visit Duration by Visits**

Visit Duration in Minutes	Visits	%
0-1	211,335	57.80%
1-2	32,223	8.81%
2-3	18,260	4.99%
3-4	12,141	3.32%
4-5	9,130	2.50%
5-6	7,212	1.97%
6-7	5,792	1.58%
7-8	5,150	1.41%
8-9	4,394	1.20%
9-10	3,744	1.02%
10-11	3,364	0.92%
11-12	3,022	0.83%
12-13	2,803	0.77%
13-14	2,504	0.68%
14-15	2,314	0.63%
15-16	2,119	0.58%
16-17	1,962	0.54%
17-18	1,849	0.51%
18-19	1,765	0.48%
19-20	1,724	0.47%
<b>Subtotal</b>	<b>332,807</b>	<b>91.02%</b>
<b>Other</b>	<b>32,850</b>	<b>8.98%</b>
<b>Total</b>	<b>365,657</b>	<b>100.00%</b>



# Visit Duration by Page Views

This report shows the number and percentages of pages views over selected visit lengths.



**Visit Duration by Page Views**

Visit Duration in Minutes	Views	%
0-1	558,489	15.66%
1-2	247,270	6.93%
2-3	174,645	4.90%
3-4	136,290	3.82%
4-5	114,080	3.20%
5-6	97,678	2.74%
6-7	87,245	2.45%
7-8	81,358	2.28%
8-9	72,293	2.03%
9-10	63,380	1.78%
10-11	60,100	1.69%
11-12	55,685	1.56%
12-13	52,262	1.47%
13-14	49,156	1.38%
14-15	46,120	1.29%
15-16	40,704	1.14%
16-17	39,204	1.10%
17-18	36,867	1.03%
18-19	34,768	0.98%
19-20	35,726	1.00%
<b>Subtotal</b>	<b>2,083,320</b>	<b>58.42%</b>
<b>Other</b>	<b>1,482,563</b>	<b>41.58%</b>
<b>Total</b>	<b>3,565,883</b>	<b>100.00%</b>

