

## Tarrant Appraisal District Web Site Analysis

Web Log Analysis Monthly Report March 2008

Report Range:03/01/2008 00:00:00 – 03/31/2008 23:59:59



This report was generated by WebTrends(R) Tuesday April 1, 2008 – 07:36:19  
Final report conversion by WebTrends Document Utility, Version 6.1a (build 423)

*(c) 1996–2004 NetIQ Corporation. All rights reserved.*

# Table of Contents

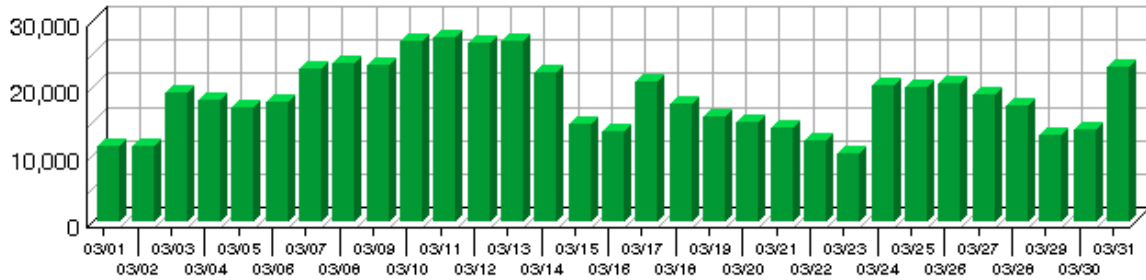
Overview Dashboard.....	1
Visitors Dashboard.....	3
Top Visitors.....	7
New vs. Return Visits.....	9
Visitors by Number of Visits.....	11
Visitors Trend.....	13
Pages Dashboard.....	17
Top Pages.....	19
Files Dashboard.....	21
Most Downloaded Files.....	23
Navigation Dashboard.....	25
Top Entry Pages.....	27
Top Entry Files.....	29
Top Exit Pages.....	31
Single Access Pages.....	33
Top Paths Through Site.....	35
Activity Dashboard.....	37
Visits by Number of Pages Viewed.....	39
Visits by Day of the Week.....	41
Visits by Hour of the Day.....	43
Visit Duration by Visits.....	45
Visit Duration by Page Views.....	47



# Overview Dashboard

This displays key graphs and tables that provide an overview of the entire report. Click on the title of a graph or table to navigate to the corresponding page.

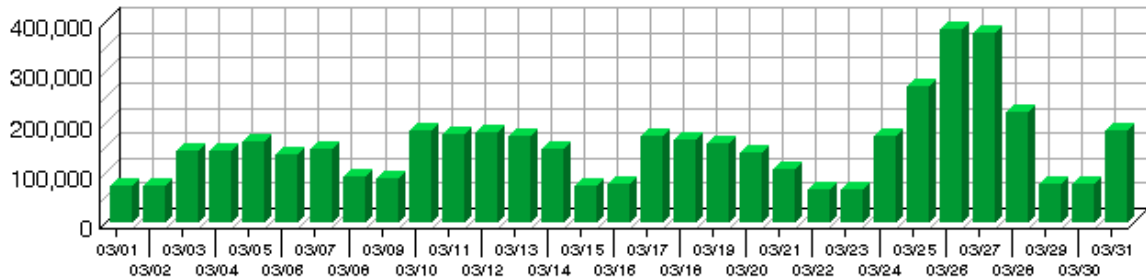
### Visits Trend



### Visit Summary

Visits	575,794
Average per Day	18,574
Average Visit Length	00:11:34
Median Visit Length	00:03:04
International Visits	0.00%
Visits of Unknown Origin	100.00%
Visits from Your Country: United States (US)	0.00%

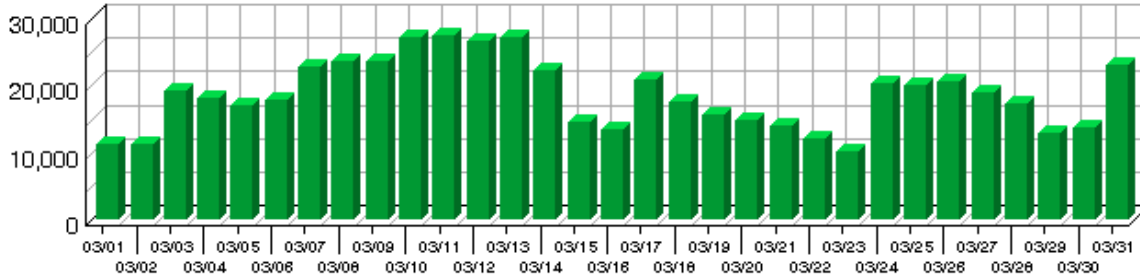
### Page Views Trend



### Page View Summary

Page Views	4,702,951
Average per Day	151,708
Average Page Views per Visit	8.17

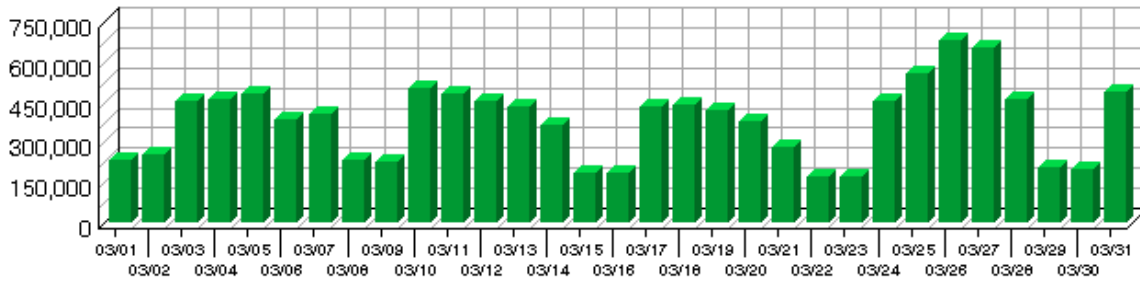
### Visitors Trend



### Visitor Summary

Unique Visitors	163,209
Visitors Who Visited Once	109,229
Visitors Who Visited More Than Once	53,980
Average Visits per Visitor	3.53

### Hits Trend



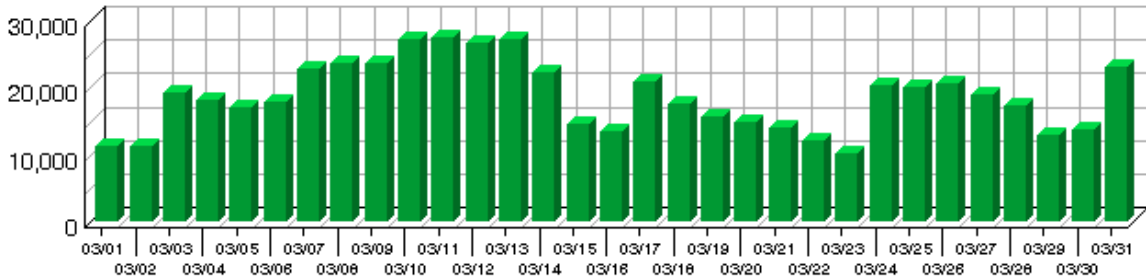
### Hit Summary

Successful Hits for Entire Site	11,755,161
Average Hits per Day	379,198
Home Page Hits	255,353

# Visitors Dashboard

This displays key graphs and tables that provide an overview of the Visitors chapter. Click on the title of a graph or table to navigate to the corresponding page.

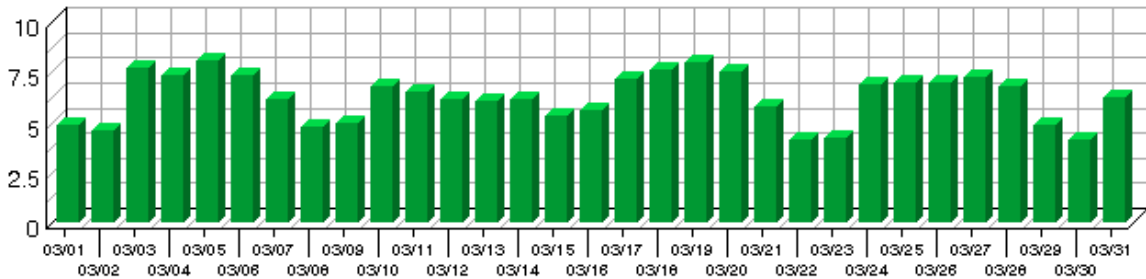
**Visitors Trend**




**Visit Summary**

Visits	575,794
Average per Day	18,574
Average Visit Length	00:11:34
Median Visit Length	00:03:04
International Visits	0.00%
Visits of Unknown Origin	100.00%
Visits from Your Country: United States (US)	0.00%

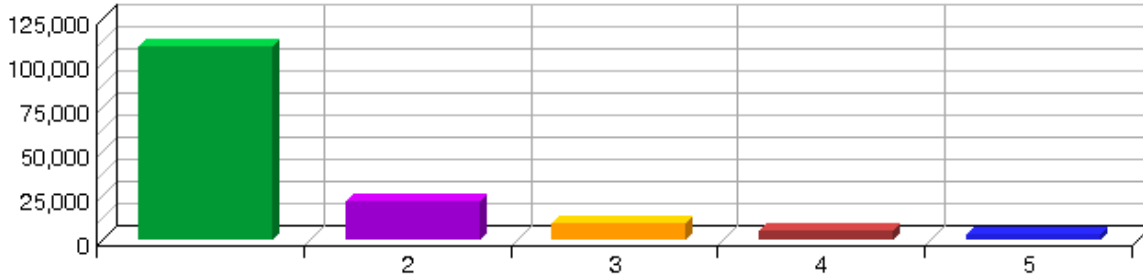
**Average Length of Visit Trend**



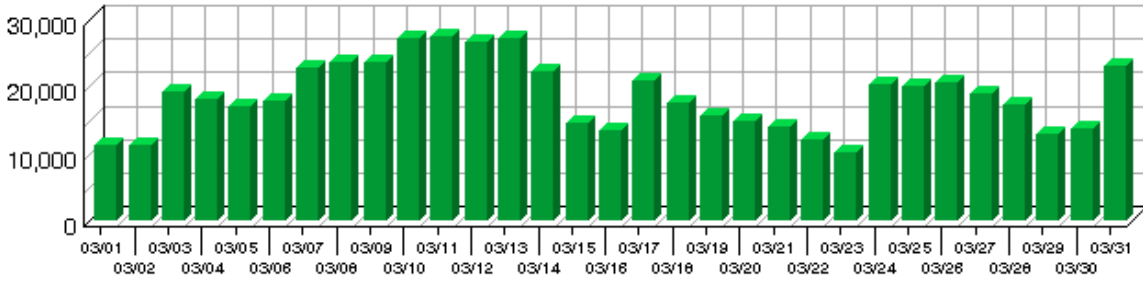
**Top Countries by Visits**



**Visitors by Number of Visits**



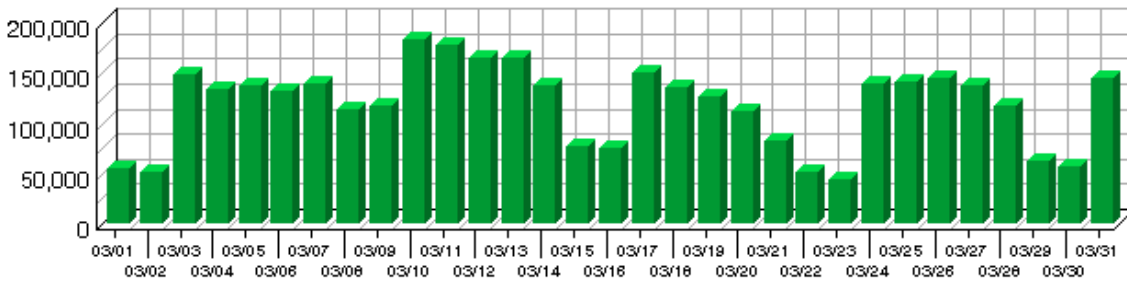
**Visitors Trend**



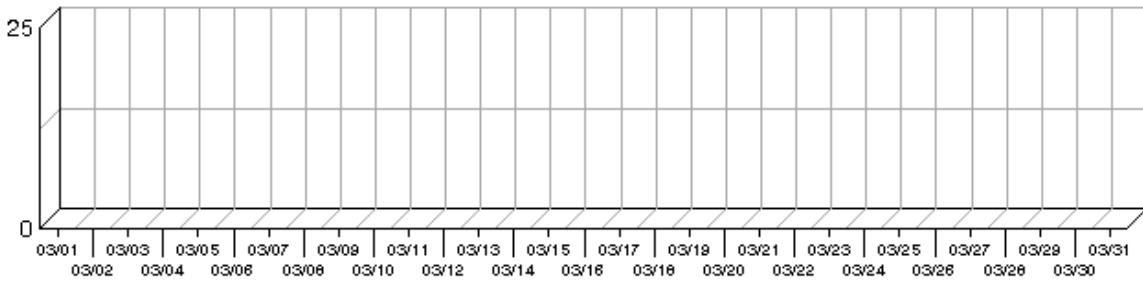
**Visitor Summary**

Unique Visitors	163,209
Visitors Who Visited Once	109,229
Visitors Who Visited More Than Once	53,980
Average Visits per Visitor	3.53

**Visitor Minutes Trend**



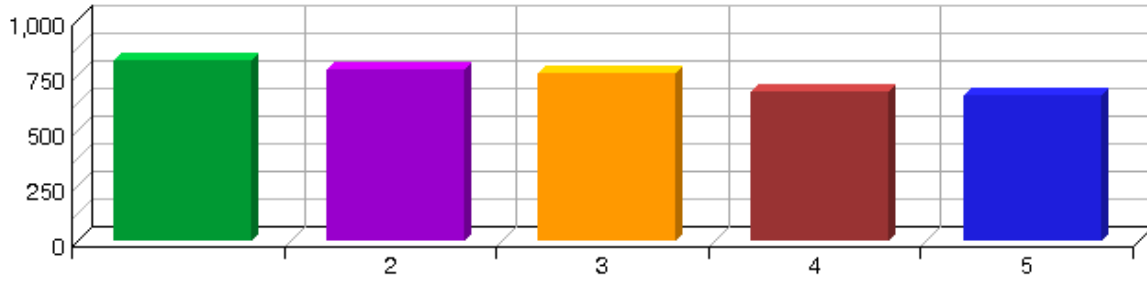
**First Time Visitors Trend**



**New vs. Return Visits**



**Top Visitors by Visits**

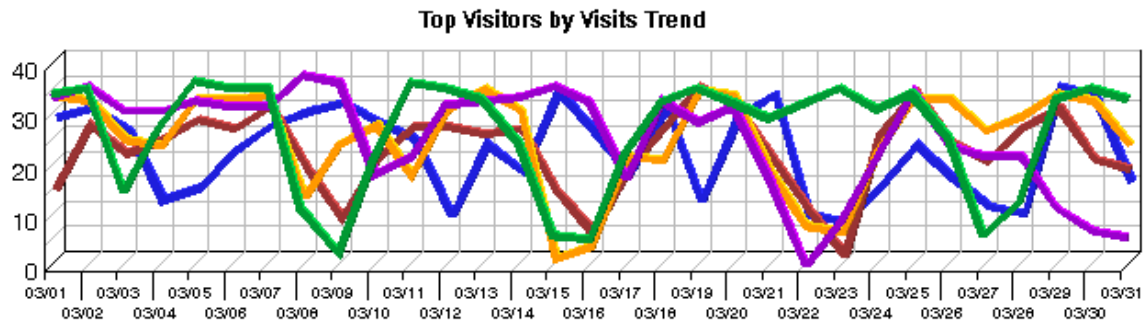




# Top Visitors

The threshold set for this section in the wtm\_wtx.ini file was reached. Results shown in tables and graphs do not reflect the entire contents of the log file(s).

This report identifies the IP address, domain name, or cookie of each visitor, and identifies the visitor's relative activity level on the site. If you use cookies to track visits, Reporting Center can differentiate between hits from different visitors with the same IP address.



**Top Visitors**

	Visitor	Visits	%	Hits
1.	12.178.240.67_Mozilla/4.0 (compatible;)	816	0.14%	942
2.	192.91.172.42_Mozilla/4.0 (compatible;)	772	0.13%	1,332
3.	20.132.69.41_Mozilla/4.0 (compatible;)	755	0.13%	1,025
4.	192.35.35.35_Mozilla/4.0 (compatible;)	673	0.12%	1,145
5.	206.197.217.20_Mozilla/4.0 (compatible;)	660	0.11%	1,653
6.	206.54.158.6_Mozilla/4.0 (compatible;)	658	0.11%	847
7.	192.223.163.6_Mozilla/4.0 (compatible;)	624	0.11%	1,074
8.	192.223.163.5_Mozilla/4.0 (compatible;)	609	0.11%	1,033

9.	207.238.103.14_Mozilla/4.0 (compatible;)	597	0.10%	1,040
10.	165.162.214.222_Mozilla/4.0 (compatible;)	563	0.10%	691
11.	12.148.177.26_Mozilla/4.0 (compatible;)	544	0.09%	979
12.	75.141.184.3_Mozilla/4.0 (compatible;)	530	0.09%	934
13.	162.58.82.135_Mozilla/4.0 (compatible;)	488	0.08%	658
14.	12.181.197.100_Mozilla/4.0 (compatible;)	424	0.07%	3,330
15.	207.64.141.9_Mozilla/4.0 (compatible;)	392	0.07%	632
16.	12.31.202.42_Mozilla/4.0 (compatible;)	317	0.06%	475
17.	74.202.42.242_Mozilla/4.0 (compatible;)	285	0.05%	474
18.	169.200.225.15_Mozilla/4.0 (compatible;)	283	0.05%	349
19.	66.28.226.77_Mozilla/4.0 (compatible;)	279	0.05%	503
20.	20.132.68.133_Mozilla/4.0 (compatible;)	271	0.05%	354
	<b>Subtotal</b>	<b>10,540</b>	<b>1.83%</b>	<b>19,470</b>
	<b>Other</b>	<b>565,231</b>	<b>98.17%</b>	<b>11,737,096</b>
	<b>Total</b>	<b>575,771</b>	<b>100.00%</b>	<b>11,756,566</b>

# New vs. Return Visits

This report compares the number of visits by new and returning visitors to your site.



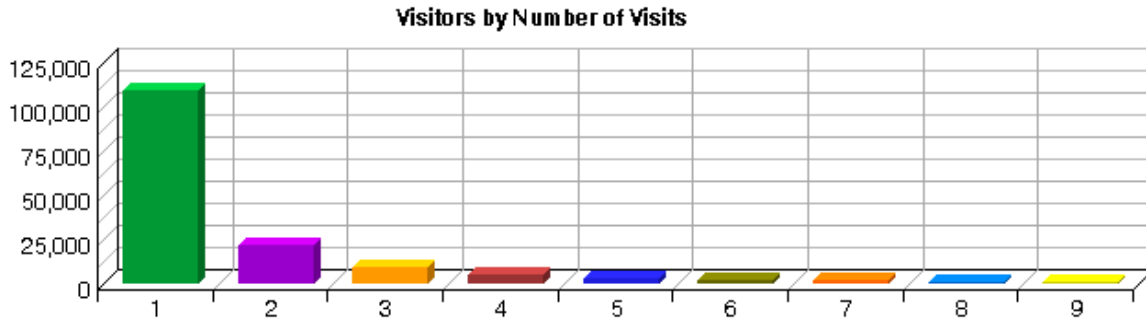
**New vs. Return Visits**

	<b>Visitor Type</b>	<b>Visits</b>	<b>%</b>
1.	Visitors Not Accepting Cookies	575,771	100.00%
	<b>Total</b>	<b>575,771</b>	<b>100.00%</b>



# Visitors by Number of Visits

This report shows the distribution of visitors based on how many times each visitor visited your site.



**Visitors by Number of Visits**

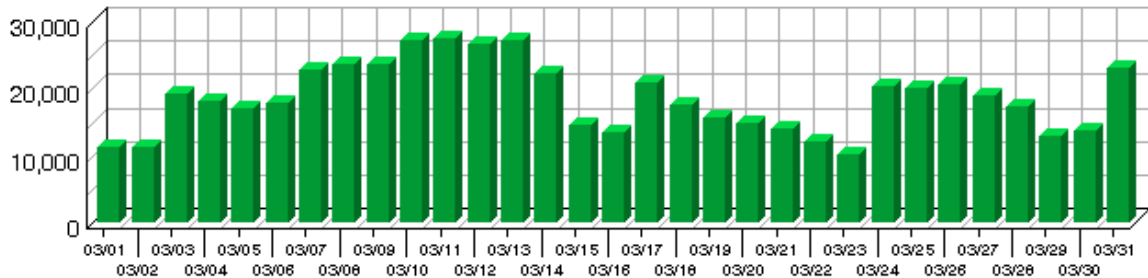
Number of Visits	Unique Visitors	%
1 visit	109,229	66.93%
2 visits	22,367	13.70%
3 visits	9,081	5.56%
4 visits	4,855	2.97%
5 visits	3,025	1.85%
6 visits	2,073	1.27%
7 visits	1,583	0.97%
8 visits	1,162	0.71%
9 visits	953	0.58%
<b>Subtotal</b>	<b>154,328</b>	<b>94.56%</b>
<b>Other</b>	<b>8,881</b>	<b>5.44%</b>
<b>Total</b>	<b>163,209</b>	<b>100.00%</b>



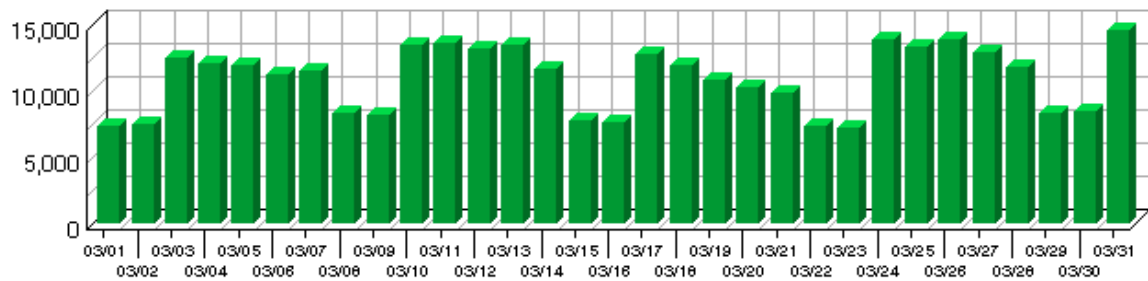
# Visitors Trend

This report shows how many times visitors visited your web site and how long they stayed. The information is divided into time slices based on the duration of the log file. Visits are freshly counted during each time interval in the report. Some visits may span more than one time interval, and therefore a single visit may be counted more than once. This manner of counting visits may cause the Visits Trend total visits to exceed the total visits shown on the Overview Dashboard page.

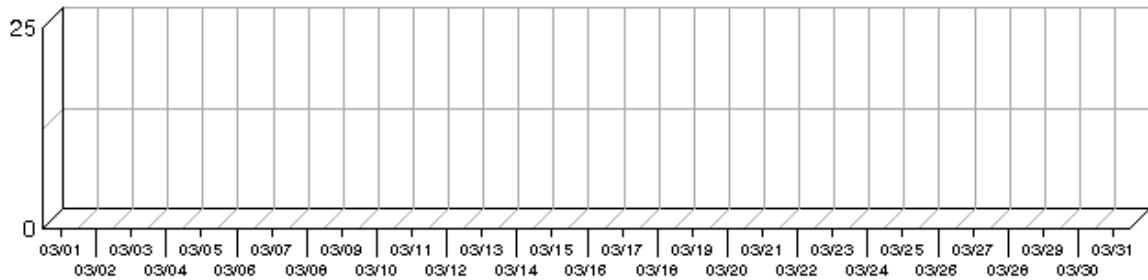
**Visitors Trend**



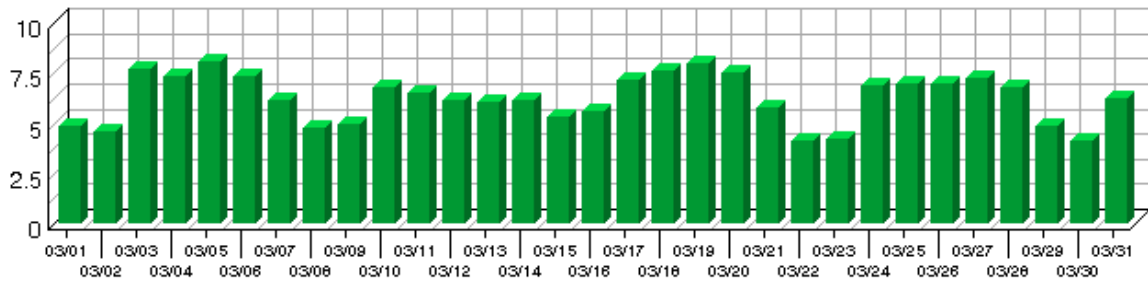
**Unique Visitors Trend**



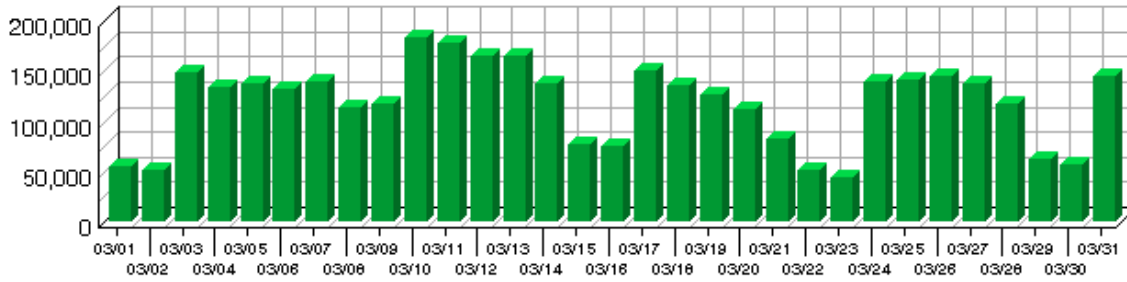
**First Time Visitors Trend**



**Average Length of Visit Trend**



**Visitor Minutes Trend**



**Visitors Trend**

Time Interval	Visits	Unique Visitors	First Time Visitors	Avg Visit Length	Visitor Minutes
03/01	11,336	7,388	0	00:04:51	55,042.87
03/02	11,251	7,527	0	00:04:34	51,412.28
03/03	19,364	12,513	0	00:07:43	149,425.85
03/04	18,213	12,065	0	00:07:22	134,184.23
03/05	16,969	11,949	0	00:08:06	137,523.83
03/06	17,874	11,203	0	00:07:22	131,748.47
03/07	22,763	11,533	0	00:06:07	139,591.38
03/08	23,657	8,324	0	00:04:46	112,954.13
03/09	23,534	8,239	0	00:04:57	116,794.00
03/10	27,134	13,541	0	00:06:45	183,326.35
03/11	27,533	13,573	0	00:06:29	178,650.48
03/12	26,692	13,183	0	00:06:10	164,696.87
03/13	27,156	13,501	0	00:06:06	165,675.28
03/14	22,293	11,636	0	00:06:08	136,751.72
03/15	14,548	7,759	0	00:05:19	77,468.80
03/16	13,584	7,643	0	00:05:36	76,108.12
03/17	20,848	12,794	0	00:07:11	149,981.27
03/18	17,714	12,012	0	00:07:38	135,404.80
03/19	15,751	10,836	0	00:08:00	126,198.82
03/20	14,870	10,313	0	00:07:30	111,657.53
03/21	14,162	9,890	0	00:05:46	81,687.53
03/22	12,187	7,381	0	00:04:10	50,908.30
03/23	10,301	7,268	0	00:04:13	43,462.47
03/24	20,340	13,942	0	00:06:51	139,466.12
03/25	20,101	13,372	0	00:06:59	140,430.52
03/26	20,677	13,855	0	00:06:58	144,212.45
03/27	18,972	12,936	0	00:07:15	137,736.57
03/28	17,401	11,845	0	00:06:47	118,252.78
03/29	12,854	8,373	0	00:04:50	62,205.92
03/30	13,693	8,474	0	00:04:06	56,180.05

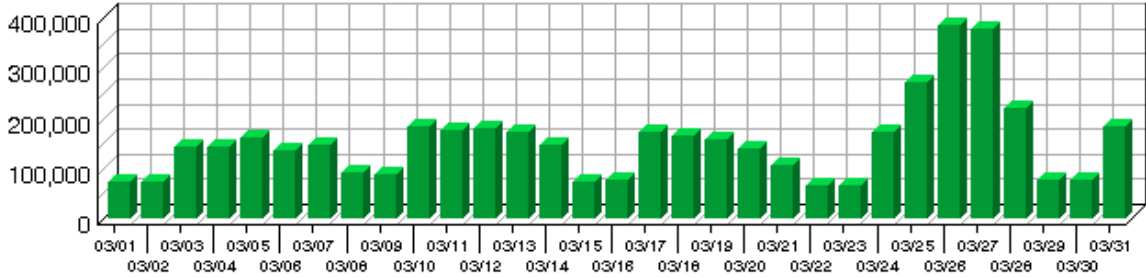
03/31	23,133	14,568	0	00:06:14	144,477.92
<b>Average</b>	<b>18,609</b>	<b>10,949</b>	<b>0</b>	<b>N/A</b>	<b>117,858.64</b>
<b>Total</b>	<b>576,905</b>	<b>339,436</b>	<b>0</b>	<b>N/A</b>	<b>3,653,617.70</b>



# Pages Dashboard

This displays key graphs and tables that provide an overview of the Pages chapter. Click on the title of a graph or table to navigate to the corresponding page.

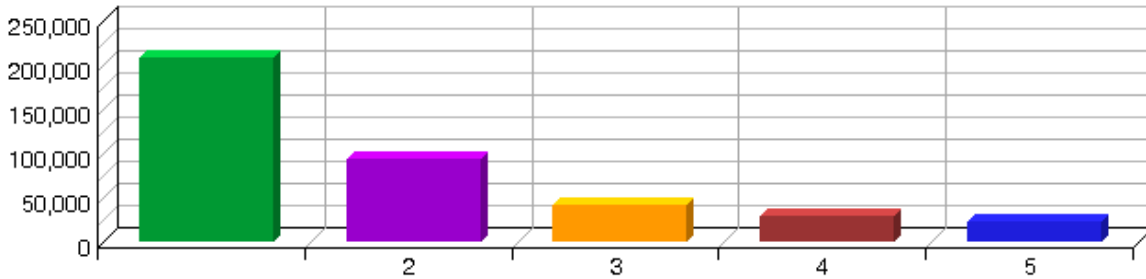
### Page Views Trend



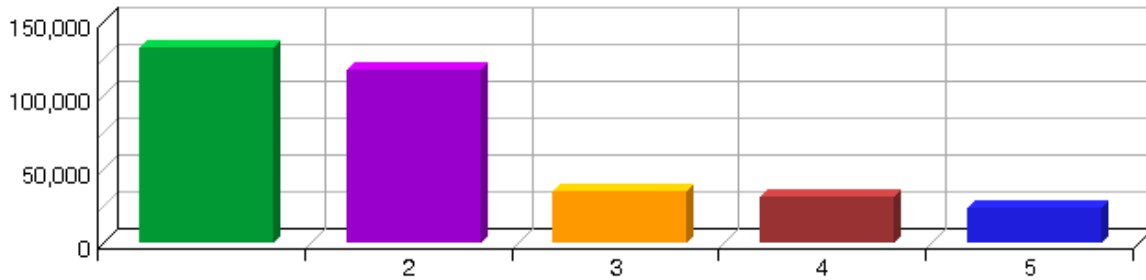
### Page View Summary

Page Views	4,702,951
Average per Day	151,708
Average Page Views per Visit	8.17

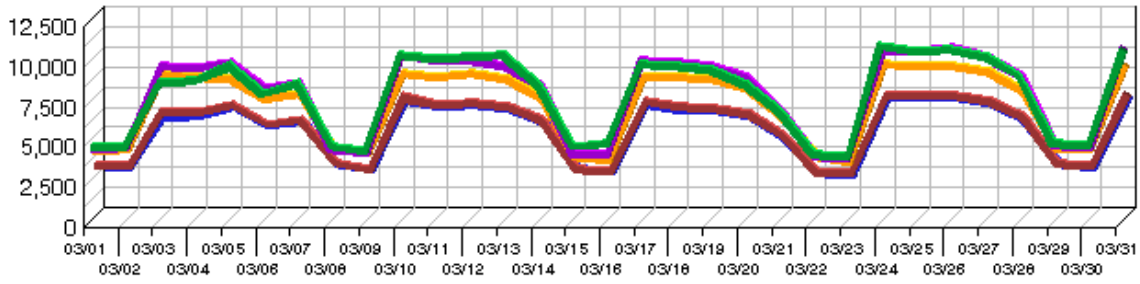
### Top Entry Pages



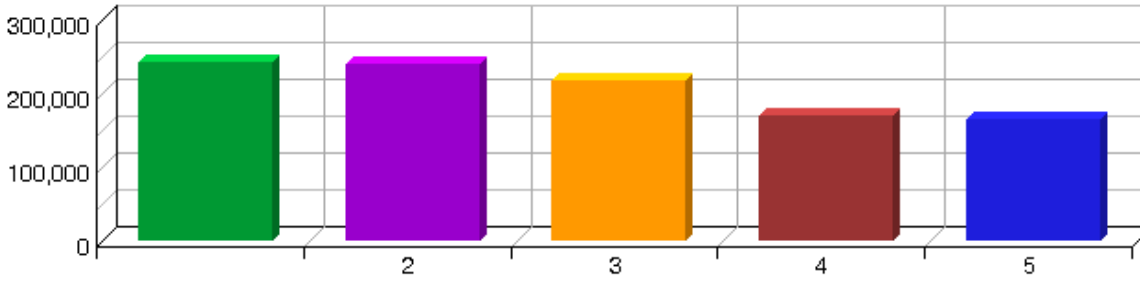
### Top Exit Pages



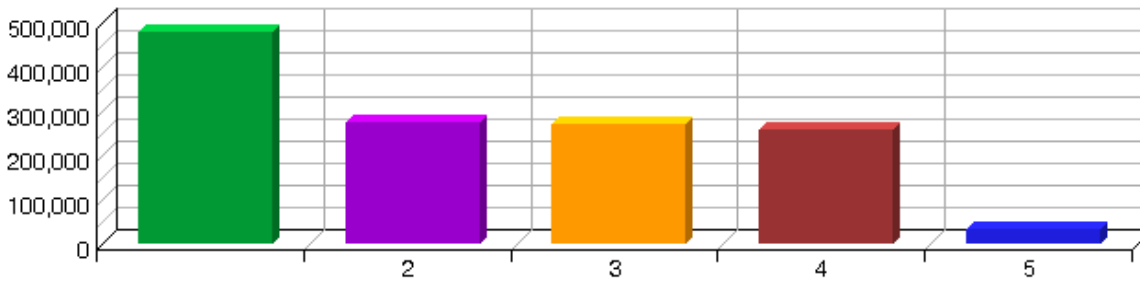
**Top Pages by Visits Trend**



**Top Pages by Visits**



**Top Directories by Visits**



# Top Pages

This identifies the most popular web pages on your site and shows you the number of visits for each, and displays the average length of time the page was viewed.



Top Pages

	Pages	Visits	%	Views	Avg Time Viewed	Avg Time to Serve
1.	<a href="http://www.tad.org/Datasearch/re.cfm">http://www.tad.org/Datasearch/re.cfm</a>	242,522	13.18%	1,529,466	00:00:53	0
2.	<a href="http://www.tad.org/Datasearch/datasearch.cfm">http://www.tad.org/Datasearch/datasearch.cfm</a>	240,117	13.05%	360,013	00:00:31	0
3.	<a href="http://www.tad.org/">http://www.tad.org/</a>	218,033	11.85%	255,355	00:00:49	0
4.	<a href="http://www.tad.org/Datasearch/re_location_search.cfm">http://www.tad.org/Datasearch/re_location_search.cfm</a>	169,966	9.24%	392,702	00:00:35	0
5.	<a href="http://www.tad.org/Datasearch/relocation.cfm">http://www.tad.org/Datasearch/relocation.cfm</a>	163,756	8.90%	496,812	00:00:34	0
6.	<a href="http://www.tad.org/Datasearch/re_powner.cfm">http://www.tad.org/Datasearch/re_powner.cfm</a>	161,589	8.78%	248,290	00:03:18	0
7.	<a href="http://www.tad.org/Datasearch/re_owner_search.cfm">http://www.tad.org/Datasearch/re_owner_search.cfm</a>	97,136	5.28%	217,853	00:00:32	0
8.	<a href="http://www.tad.org/Datasearch/">http://www.tad.org/Datasearch/</a>	92,382	5.02%	316,411	00:00:30	0

	<a href="#">reowner.cfm</a>					
9.	<a href="http://www.tad.org/Datasearch/geo.cfm">http://www.tad.org/Datasearch/geo.cfm</a>	38,487	2.09%	144,613	00:00:35	0
10.	<a href="http://www.tad.org/Datasearch/exemptionRates.cfm">http://www.tad.org/Datasearch/exemptionRates.cfm</a>	37,671	2.05%	42,686	00:06:01	0
11.	<a href="http://www.tad.org/Datasearch/reprintablePDF.cfm">http://www.tad.org/Datasearch/reprintablePDF.cfm</a>	26,042	1.42%	90,789	00:02:01	0
12.	<a href="http://www.tad.org/datasearch/hsTestjscookie.cfm">http://www.tad.org/datasearch/hsTestjscookie.cfm</a>	25,843	1.40%	28,634	00:09:04	0
13.	<a href="http://www.tad.org/Datasearch/datasearch.htm">http://www.tad.org/Datasearch/datasearch.htm</a>	25,396	1.38%	29,429	00:00:20	0
14.	<a href="http://www.tad.org/Datasearch/powner.cfm">http://www.tad.org/Datasearch/powner.cfm</a>	22,539	1.22%	36,168	00:03:38	0
15.	<a href="http://www.tad.org/Datasearch/geoentry.cfm">http://www.tad.org/Datasearch/geoentry.cfm</a>	15,044	0.82%	42,489	00:00:41	0
16.	<a href="http://www.tad.org/Datasearch/reentry.cfm">http://www.tad.org/Datasearch/reentry.cfm</a>	12,805	0.70%	31,322	00:00:49	0
17.	<a href="http://www.tad.org/Datasearch/subdivision_search.cfm">http://www.tad.org/Datasearch/subdivision_search.cfm</a>	12,301	0.67%	20,206	00:00:30	0
18.	<a href="http://www.tad.org/MapIndex/ndxall.htm">http://www.tad.org/MapIndex/ndxall.htm</a>	11,839	0.64%	16,826	00:00:36	0
19.	<a href="http://www.tad.org/Datasearch/reentryproc.cfm">http://www.tad.org/Datasearch/reentryproc.cfm</a>	9,610	0.52%	43,307	00:00:24	0
20.	<a href="http://www.tad.org/Datasearch/subdivisionname.cfm">http://www.tad.org/Datasearch/subdivisionname.cfm</a>	8,639	0.47%	19,690	00:00:51	0
	<b>Subtotal</b>	<b>1,631,717</b>	<b>88.66%</b>	<b>4,363,061</b>	<b>00:00:52</b>	
	<b>Other</b>	<b>208,695</b>	<b>11.34%</b>	<b>339,890</b>	<b>00:01:06</b>	
	<b>Total</b>	<b>1,840,412</b>	<b>100.00%</b>	<b>4,702,951</b>	<b>00:00:53</b>	

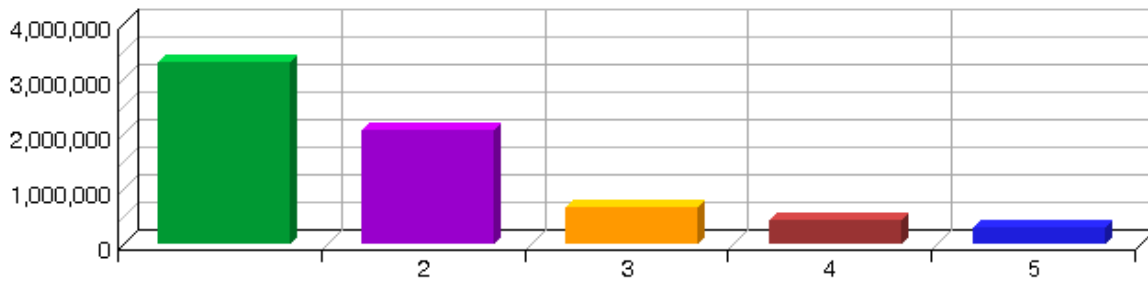
# Files Dashboard

This displays key graphs and tables that provide an overview of the Files chapter. Click on the title of a graph or table to navigate to the corresponding page.

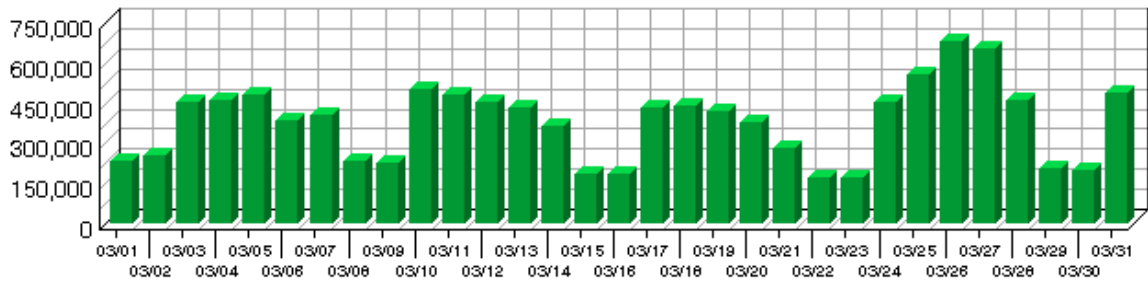
## Hit Summary

Successful Hits for Entire Site	11,755,161
Average Hits per Day	379,198
Home Page Hits	255,353

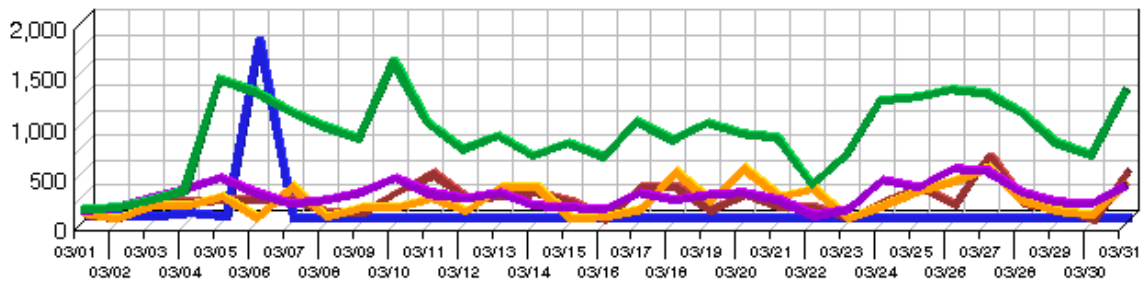
## Most Accessed File Types by Files



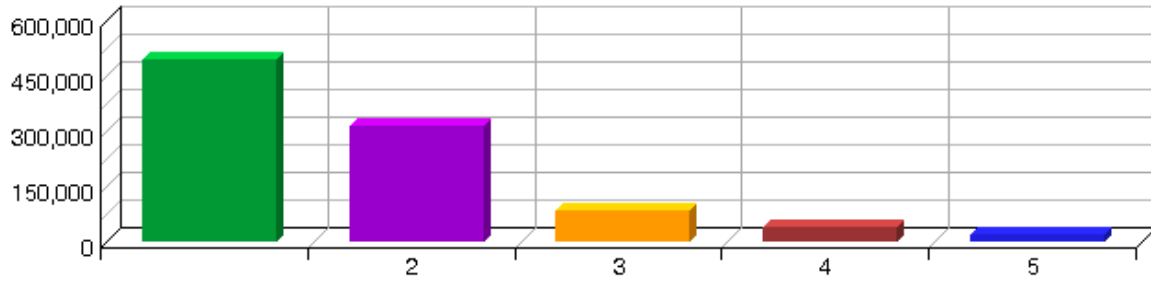
## Hits Trend



## Most Downloaded Files Trend

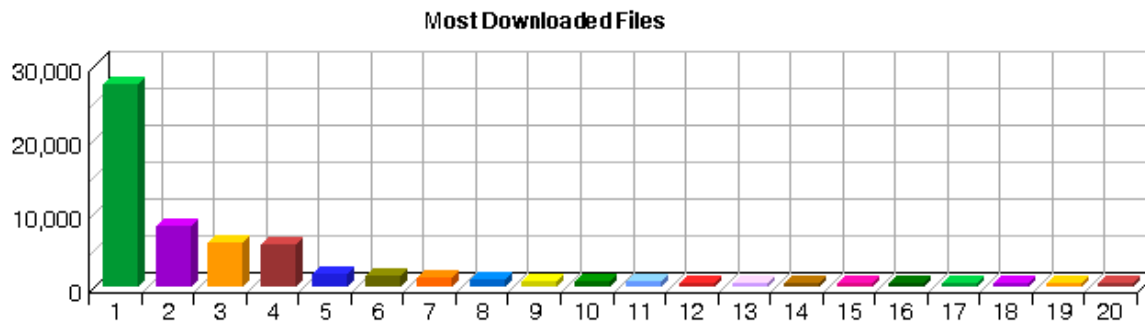
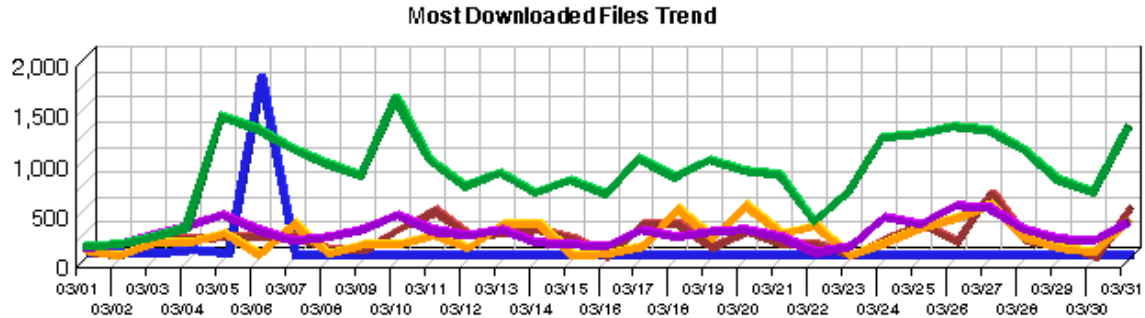


**Most Uploaded Files**



# Most Downloaded Files

This report identifies the most popular files downloaded from your site.



Most Downloaded Files

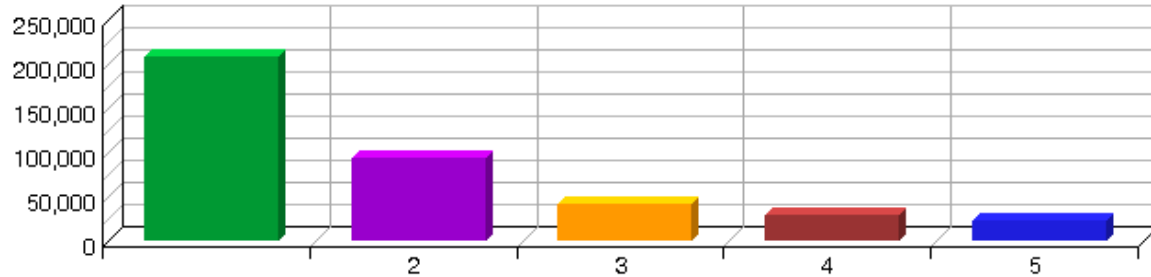
Downloaded Files	Downloads	%	Visits
1. <a href="http://www.tad.org/ftp_data/DataFiles/Mineral Interest ...">http://www.tad.org/ftp_data/DataFiles/Mineral Interest ...</a>	27,441	17.81%	4,754
2. <a href="http://www.tad.org/ftp_data/ReappraisalPlan2007-2008.pdf">http://www.tad.org/ftp_data/ReappraisalPlan2007-2008.pdf</a>	8,151	5.29%	1,361
3. <a href="http://www.tad.org/ftp_data/Forms and Applications/2008...">http://www.tad.org/ftp_data/Forms and Applications/2008...</a>	6,040	3.92%	342
4. <a href="http://www.tad.org/ftp_data/Forms and Applications/2008...">http://www.tad.org/ftp_data/Forms and Applications/2008...</a>	5,742	3.73%	406
5. <a href="http://www.tad.org/ftp_data/GISData/Parcels_2007.zip">http://www.tad.org/ftp_data/GISData/Parcels_2007.zip</a>	1,836	1.19%	51
6. <a href="http://www.tad.org/ftp_data/ResidentialValueDocs.pdf">http://www.tad.org/ftp_data/ResidentialValueDocs.pdf</a>	1,504	0.98%	1,161
7. <a href="http://www.tad.org/ftp_data/CommercialValueDocs.pdf">http://www.tad.org/ftp_data/CommercialValueDocs.pdf</a>	1,265	0.82%	952
8. <a href="http://www.tad.org/ftp_data/DataFiles/TaxEstimator353.zip">http://www.tad.org/ftp_data/DataFiles/TaxEstimator353.zip</a>	963	0.63%	694
9. <a href="http://www.tad.org/mappdf/t_2120-380.pdf">http://www.tad.org/mappdf/t_2120-380.pdf</a>	873	0.57%	337
10. <a href="http://www.tad.org/ftp_data/Forms and Applications/Vehi...">http://www.tad.org/ftp_data/Forms and Applications/Vehi...</a>	737	0.48%	556
11. <a href="http://www.tad.org/ftp_data/Forms and Applications/Spec...">http://www.tad.org/ftp_data/Forms and Applications/Spec...</a>	674	0.44%	511
12. <a href="http://www.tad.org/mappdf/t_2030-388.pdf">http://www.tad.org/mappdf/t_2030-388.pdf</a>	604	0.39%	204
13. <a href="http://www.tad.org/distdata/aaaa.zip">http://www.tad.org/distdata/aaaa.zip</a>	566	0.37%	292
14. <a href="http://www.tad.org/ftp_data/Forms and Applications/2008...">http://www.tad.org/ftp_data/Forms and Applications/2008...</a>	546	0.35%	245
15. <a href="http://www.tad.org/ftp_data/Forms and Applications/2008...">http://www.tad.org/ftp_data/Forms and Applications/2008...</a>	543	0.35%	248
16. <a href="http://www.tad.org/mappdf/t_2054-388.pdf">http://www.tad.org/mappdf/t_2054-388.pdf</a>	526	0.34%	178
17. <a href="http://www.tad.org/mappdf/t_2120-384.pdf">http://www.tad.org/mappdf/t_2120-384.pdf</a>	498	0.32%	193
18. <a href="http://www.tad.org/ftp_data/DIST2008.pdf">http://www.tad.org/ftp_data/DIST2008.pdf</a>	497	0.32%	126

19.	<a href="http://www.tad.org/mappdf/t_2120-376.pdf">http://www.tad.org/mappdf/t_2120-376.pdf</a>	495	0.32%	285
20.	<a href="http://www.tad.org/ftp_data/howtobuilddatabase.pdf">http://www.tad.org/ftp_data/howtobuilddatabase.pdf</a>	493	0.32%	127
	<b>Subtotal</b>	<b>59,994</b>	<b>38.94%</b>	<b>13,023</b>
	<b>Other</b>	<b>94,056</b>	<b>61.06%</b>	<b>63,519</b>
	<b>Total</b>	<b>154,050</b>	<b>100.00%</b>	<b>76,542</b>

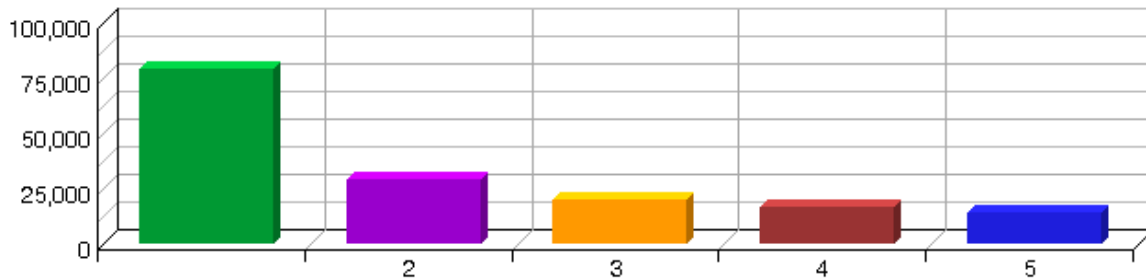
# Navigation Dashboard

This dashboard summarizes important information related to online navigation.

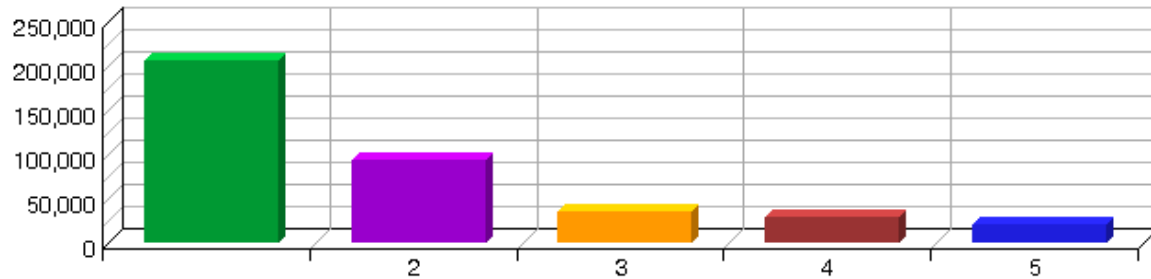
**Top Entry Pages**



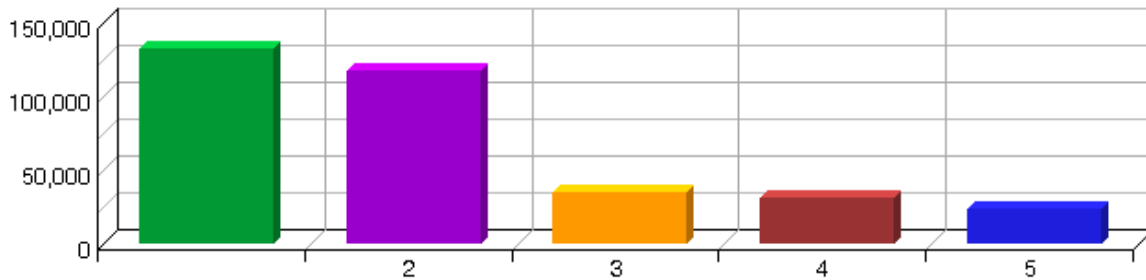
**Single Access Pages**



**Top Entry Files**



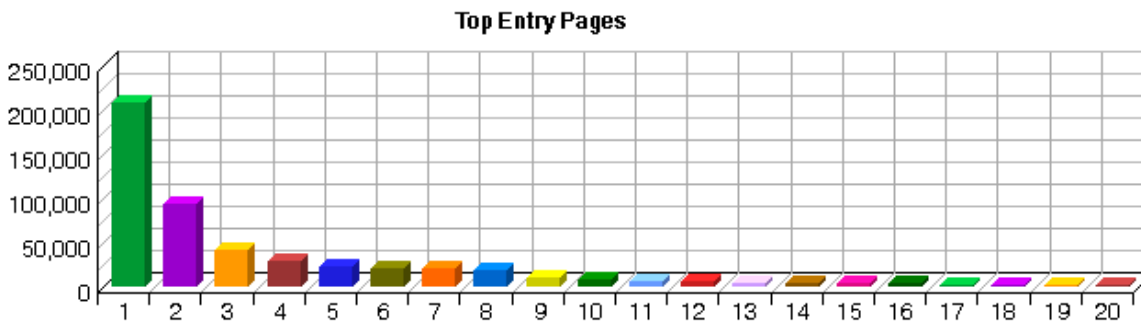
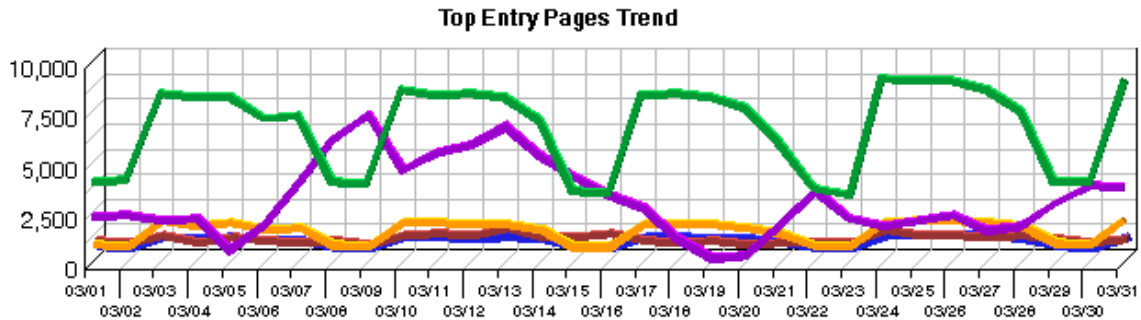
**Top Exit Pages**





# Top Entry Pages

This report identifies the first page viewed when a visitor visits your site. The most common entry page is usually the home page, but other common entry pages include specific URLs that visitors type, pages that have been bookmarked, or pages referred to by other sites.



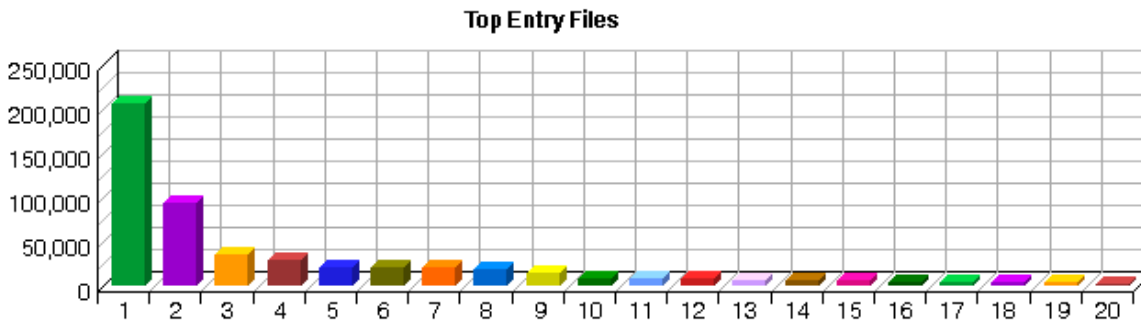
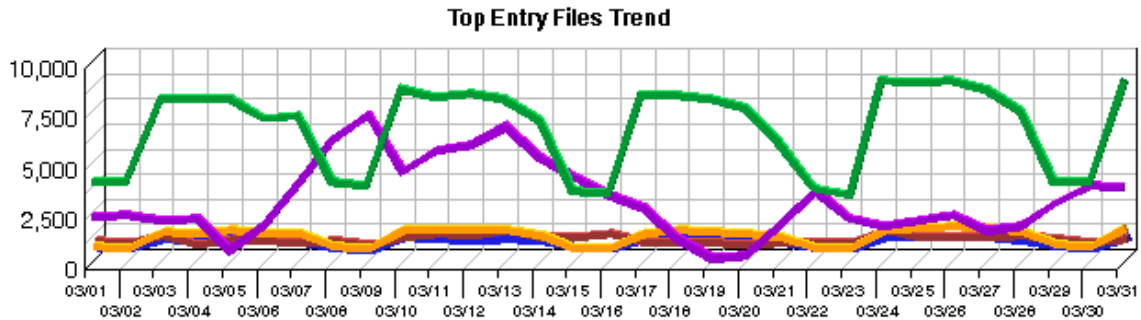
**Top Entry Pages**

	Pages	Visits	%
1.	<a href="http://www.tad.org/">http://www.tad.org/</a>	208,656	39.66%
2.	<a href="http://www.tad.org/Datasearch/re_powner.cfm">http://www.tad.org/Datasearch/re_powner.cfm</a>	93,248	17.72%
3.	<a href="http://www.tad.org/Datasearch/datasearch.cfm">http://www.tad.org/Datasearch/datasearch.cfm</a>	42,208	8.02%
4.	<a href="http://www.tad.org/Datasearch/re.cfm">http://www.tad.org/Datasearch/re.cfm</a>	29,327	5.57%
5.	<a href="http://www.tad.org/Datasearch/re_location_search.cfm">http://www.tad.org/Datasearch/re_location_search.cfm</a>	23,072	4.39%
6.	<a href="http://www.tad.org/Datasearch/datasearch.htm">http://www.tad.org/Datasearch/datasearch.htm</a>	21,765	4.14%
7.	<a href="http://www.tad.org/Datasearch/exemptionRates.cfm">http://www.tad.org/Datasearch/exemptionRates.cfm</a>	21,476	4.08%
8.	<a href="http://www.tad.org/Datasearch/hsTestjscookie.cfm">http://www.tad.org/Datasearch/hsTestjscookie.cfm</a>	18,951	3.60%
9.	<a href="http://www.tad.org/">http://www.tad.org/</a>	9,382	1.78%

	<a href="#">Datasearch/ powner.cfm</a>		
10.	<a href="http://www.tad.org/Datasearch/relocation.cfm">http://www.tad.org/Datasearch/relocation.cfm</a>	7,992	1.52%
11.	<a href="http://www.tad.org/Datasearch/re_owner_search.cfm">http://www.tad.org/Datasearch/re_owner_search.cfm</a>	6,995	1.33%
12.	<a href="http://www.tad.org/Datasearch/geo.cfm">http://www.tad.org/Datasearch/geo.cfm</a>	6,291	1.20%
13.	<a href="http://www.tad.org/Datasearch/reowner.cfm">http://www.tad.org/Datasearch/reowner.cfm</a>	3,572	0.68%
14.	<a href="http://www.tad.org/Datasearch/hsTestjscookie.cfm">http://www.tad.org/Datasearch/hsTestjscookie.cfm</a>	3,547	0.67%
15.	<a href="http://www.tad.org/Datasearch/reprintablePDF.cfm">http://www.tad.org/Datasearch/reprintablePDF.cfm</a>	3,192	0.61%
16.	<a href="http://www.tad.org/robots.txt">http://www.tad.org/robots.txt</a>	3,155	0.60%
17.	<a href="http://www.tad.org/datasearch/geoentry.cfm">http://www.tad.org/datasearch/geoentry.cfm</a>	1,665	0.32%
18.	<a href="http://www.tad.org/Datasearch/re_to_bpp.cfm">http://www.tad.org/Datasearch/re_to_bpp.cfm</a>	1,570	0.30%
19.	<a href="http://www.tad.org/Datasearch/reentry.cfm">http://www.tad.org/Datasearch/reentry.cfm</a>	1,387	0.26%
20.	<a href="http://www.tad.org/MapIndex/ndxall.htm">http://www.tad.org/MapIndex/ndxall.htm</a>	1,105	0.21%
	<b>Subtotal</b>	<b>508,556</b>	<b>96.66%</b>
	<b>Other</b>	<b>17,569</b>	<b>3.34%</b>
	<b>Total</b>	<b>526,125</b>	<b>100.00%</b>

# Top Entry Files

This report identifies the first hit from a visitor visiting your site. This is most likely the home page but, in some cases it may also be specific URLs that visitors enter to go directly to a particular file or page.



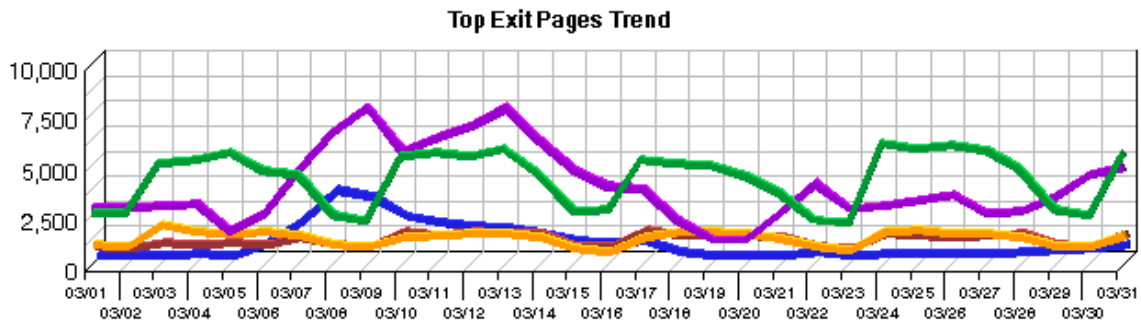
**Top Entry Files**

Files	Visits	%
1. <a href="http://www.tad.org/">http://www.tad.org/</a>	207,283	36.00%
2. <a href="http://www.tad.org/Datasearch/re_powner.cfm">http://www.tad.org/Datasearch/re_powner.cfm</a>	92,948	16.14%
3. <a href="http://www.tad.org/Datasearch/datasearch.cfm">http://www.tad.org/Datasearch/datasearch.cfm</a>	35,159	6.11%
4. <a href="http://www.tad.org/Datasearch/re.cfm">http://www.tad.org/Datasearch/re.cfm</a>	28,543	4.96%
5. <a href="http://www.tad.org/Datasearch/re_location_search.cfm">http://www.tad.org/Datasearch/re_location_search.cfm</a>	21,710	3.77%
6. <a href="http://www.tad.org/Datasearch/datasearch.htm">http://www.tad.org/Datasearch/datasearch.htm</a>	21,600	3.75%
7. <a href="http://www.tad.org/Datasearch/exemptionRates.cfm">http://www.tad.org/Datasearch/exemptionRates.cfm</a>	21,427	3.72%
8. <a href="http://www.tad.org/Datasearch/hsTestjscookie.cfm">http://www.tad.org/Datasearch/hsTestjscookie.cfm</a>	18,905	3.28%
9. <a href="http://www.tad.org/favicon.ico">http://www.tad.org/favicon.ico</a>	15,370	2.67%
10. <a href="http://www.tad.org/Datasearch/powner.cfm">http://www.tad.org/Datasearch/powner.cfm</a>	9,187	1.60%
11. <a href="http://www.tad.org/WebPages/TADWeb.css">http://www.tad.org/WebPages/TADWeb.css</a>	7,963	1.38%
12. <a href="http://www.tad.org/Datasearch/relocation.cfm">http://www.tad.org/Datasearch/relocation.cfm</a>	7,503	1.30%
13. <a href="http://www.tad.org/Datasearch/re_owner_search.cfm">http://www.tad.org/Datasearch/re_owner_search.cfm</a>	6,171	1.07%
14. <a href="http://www.tad.org/Datasearch/geo.cfm">http://www.tad.org/Datasearch/geo.cfm</a>	6,101	1.06%
15. <a href="http://www.tad.org/tad.ico">http://www.tad.org/tad.ico</a>	6,101	1.06%
16. <a href="http://www.tad.org/Datasearch/TADWebDatasearch.css">http://www.tad.org/Datasearch/TADWebDatasearch.css</a>	4,472	0.78%
17. <a href="http://www.tad.org/Datasearch/hsTestjscookiex.cfm">http://www.tad.org/Datasearch/hsTestjscookiex.cfm</a>	3,542	0.62%

18.	<a href="http://www.tad.org/Datasearch/reowner.cfm">http://www.tad.org/Datasearch/reowner.cfm</a>	3,396	0.59%
19.	<a href="http://www.tad.org/robots.txt">http://www.tad.org/robots.txt</a>	3,146	0.55%
20.	<a href="http://www.tad.org/Datasearch/reprintablePDF.cfm">http://www.tad.org/Datasearch/reprintablePDF.cfm</a>	3,090	0.54%
	<b>Subtotal</b>	<b>523,617</b>	<b>90.94%</b>
	<b>Other</b>	<b>52,177</b>	<b>9.06%</b>
	<b>Total</b>	<b>575,794</b>	<b>100.00%</b>

# Top Exit Pages

This report identifies the last page visitors viewed before they left your site.



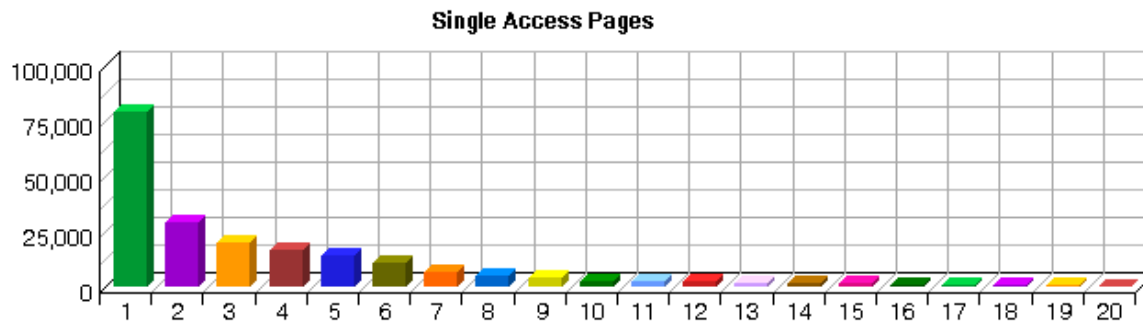
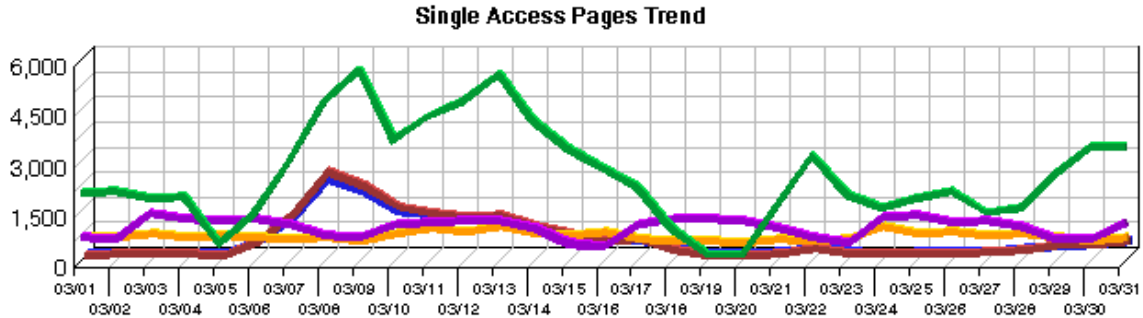
**Top Exit Pages**

	Pages	Visits	%
1.	<a href="http://www.tad.org/Datasearch/re.cfm">http://www.tad.org/Datasearch/re.cfm</a>	132,206	25.13%
2.	<a href="http://www.tad.org/Datasearch/re_powner.cfm">http://www.tad.org/Datasearch/re_powner.cfm</a>	117,646	22.36%
3.	<a href="http://www.tad.org/">http://www.tad.org/</a>	35,237	6.70%
4.	<a href="http://www.tad.org/Datasearch/relocation.cfm">http://www.tad.org/Datasearch/relocation.cfm</a>	30,690	5.83%
5.	<a href="http://www.tad.org/Datasearch/exemptionRates.cfm">http://www.tad.org/Datasearch/exemptionRates.cfm</a>	24,340	4.63%
6.	<a href="http://www.tad.org/Datasearch/datasearch.cfm">http://www.tad.org/Datasearch/datasearch.cfm</a>	23,526	4.47%
7.	<a href="http://www.tad.org/Datasearch/re_location_search.cfm">http://www.tad.org/Datasearch/re_location_search.cfm</a>	19,899	3.78%
8.	<a href="http://www.tad.org/Datasearch/reowner.cfm">http://www.tad.org/Datasearch/reowner.cfm</a>	19,561	3.72%
9.	<a href="http://www.tad.org/Datasearch/hsTestjscookie.cfm">http://www.tad.org/Datasearch/hsTestjscookie.cfm</a>	19,004	3.61%
10.		15,316	2.91%

	<a href="http://www.tad.org/Datasearch/reprintablePDF.cfm">http://www.tad.org/Datasearch/reprintablePDF.cfm</a>		
11.	<a href="http://www.tad.org/Datasearch/powner.cfm">http://www.tad.org/Datasearch/powner.cfm</a>	12,907	2.45%
12.	<a href="http://www.tad.org/Datasearch/re_owner_search.cfm">http://www.tad.org/Datasearch/re_owner_search.cfm</a>	9,339	1.78%
13.	<a href="http://www.tad.org/Datasearch/geo.cfm">http://www.tad.org/Datasearch/geo.cfm</a>	9,238	1.76%
14.	<a href="http://www.tad.org/Datasearch/hsTestjscookieix.cfm">http://www.tad.org/Datasearch/hsTestjscookieix.cfm</a>	3,595	0.68%
15.	<a href="http://www.tad.org/Datasearch/datasearch.htm">http://www.tad.org/Datasearch/datasearch.htm</a>	2,403	0.46%
16.	<a href="http://www.tad.org/MapIndex/map.cfm">http://www.tad.org/MapIndex/map.cfm</a>	2,133	0.41%
17.	<a href="http://www.tad.org/robots.txt">http://www.tad.org/robots.txt</a>	1,934	0.37%
18.	<a href="http://www.tad.org/Datasearch/bpp.cfm">http://www.tad.org/Datasearch/bpp.cfm</a>	1,829	0.35%
19.	<a href="http://www.tad.org/Datasearch/re_to_bpp.cfm">http://www.tad.org/Datasearch/re_to_bpp.cfm</a>	1,775	0.34%
20.	<a href="http://www.tad.org/WebPages/links_cad.cfm">http://www.tad.org/WebPages/links_cad.cfm</a>	1,641	0.31%
	<b>Subtotal</b>	<b>484,219</b>	<b>92.04%</b>
	<b>Other</b>	<b>41,878</b>	<b>7.96%</b>
	<b>Total</b>	<b>526,097</b>	<b>100.00%</b>

# Single Access Pages

This report identifies the pages on your web site that visitors open, then exit from, without viewing any other page.



Single Access Pages

	Pages	Visits	%
1.	<a href="http://www.tad.org/Datasearch/re_powner.cfm">http://www.tad.org/Datasearch/re_powner.cfm</a>	78,806	37.32%
2.	<a href="http://www.tad.org/">http://www.tad.org/</a>	29,042	13.75%
3.	<a href="http://www.tad.org/Datasearch/re.cfm">http://www.tad.org/Datasearch/re.cfm</a>	19,780	9.37%
4.	<a href="http://www.tad.org/Datasearch/exemptionRates.cfm">http://www.tad.org/Datasearch/exemptionRates.cfm</a>	16,260	7.70%
5.	<a href="http://www.tad.org/Datasearch/hsTestjscookie.cfm">http://www.tad.org/Datasearch/hsTestjscookie.cfm</a>	14,332	6.79%
6.	<a href="http://www.tad.org/Datasearch/datasearch.cfm">http://www.tad.org/Datasearch/datasearch.cfm</a>	10,570	5.01%
7.	<a href="http://www.tad.org/Datasearch/powner.cfm">http://www.tad.org/Datasearch/powner.cfm</a>	6,463	3.06%
8.	<a href="http://www.tad.org/Datasearch/re_location_search.cfm">http://www.tad.org/Datasearch/re_location_search.cfm</a>	5,063	2.40%
9.	<a href="http://www.tad.org/Datasearch/geo.cfm">http://www.tad.org/Datasearch/geo.cfm</a>	4,194	1.99%
10.		2,747	1.30%

	<a href="http://www.tad.org/Datasearch/hsTestjscookie.xcfm">http://www.tad.org/Datasearch/hsTestjscookie.xcfm</a>		
11.	<a href="http://www.tad.org/Datasearch/re_owner_search.cfm">http://www.tad.org/Datasearch/re_owner_search.cfm</a>	2,380	1.13%
12.	<a href="http://www.tad.org/Datasearch/reprintablePDF.cfm">http://www.tad.org/Datasearch/reprintablePDF.cfm</a>	2,362	1.12%
13.	<a href="http://www.tad.org/Datasearch/relocation.cfm">http://www.tad.org/Datasearch/relocation.cfm</a>	1,840	0.87%
14.	<a href="http://www.tad.org/robots.txt">http://www.tad.org/robots.txt</a>	1,776	0.84%
15.	<a href="http://www.tad.org/Datasearch/datasearch.htm">http://www.tad.org/Datasearch/datasearch.htm</a>	1,545	0.73%
16.	<a href="http://www.tad.org/Datasearch/re_to_bpp.cfm">http://www.tad.org/Datasearch/re_to_bpp.cfm</a>	1,229	0.58%
17.	<a href="http://www.tad.org/Datasearch/reowner.cfm">http://www.tad.org/Datasearch/reowner.cfm</a>	1,119	0.53%
18.	<a href="http://www.tad.org/WebPages/free_downloads.cfm">http://www.tad.org/WebPages/free_downloads.cfm</a>	560	0.27%
19.	<a href="http://www.tad.org/Datasearch/reprintable.cfm">http://www.tad.org/Datasearch/reprintable.cfm</a>	537	0.25%
20.	<a href="http://www.tad.org/Datasearch/bpptore.cfm">http://www.tad.org/Datasearch/bpptore.cfm</a>	416	0.20%
	<b>Subtotal</b>	<b>201,021</b>	<b>95.20%</b>
	<b>Other</b>	<b>10,143</b>	<b>4.80%</b>
	<b>Total</b>	<b>211,164</b>	<b>100.00%</b>

# Top Paths Through Site

This report tracks visitor activity beginning with their entry page into the site—the first page they open—then all subsequent pages during their visit. The default definition for a page in this context is defined as a document ending with the extension .htm, .html, or .asp. This definition can be changed by the system administrator.

## Top Paths Through Site

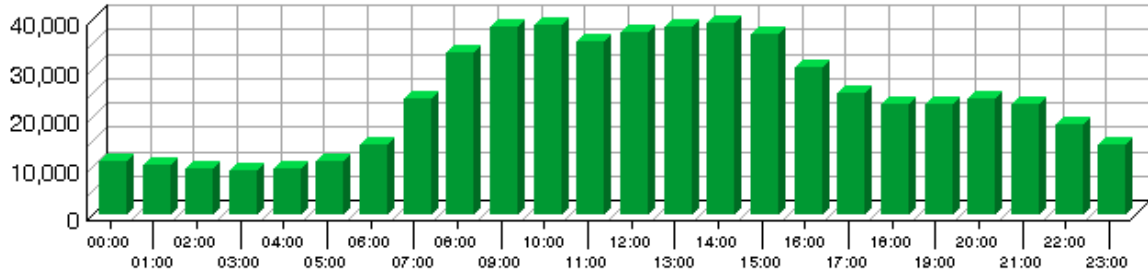
Starting Page	Paths from Start	Visits	%
All Entry Pages	1. <a href="http://www.tad.org/Datasearch/re_powner.cfm">http://www.tad.org/Datasearch/re_powner.cfm</a>	87,009	16.54%
	1. <a href="http://www.tad.org/">http://www.tad.org/</a>	30,865	5.87%
	1. <a href="http://www.tad.org/Datasearch/re.cfm">http://www.tad.org/Datasearch/re.cfm</a>	24,759	4.71%
	1. <a href="http://www.tad.org/Datasearch/exemptionRates.cfm">http://www.tad.org/Datasearch/exemptionRates.cfm</a>	17,415	3.31%
	1. <a href="http://www.tad.org/datasearch/hsTestjscookie.cfm">http://www.tad.org/datasearch/hsTestjscookie.cfm</a>	15,295	2.91%
	1. <a href="http://www.tad.org/Datasearch/powner.cfm">http://www.tad.org/Datasearch/powner.cfm</a>	7,536	1.43%
	1. <a href="http://www.tad.org/Datasearch/re_location_search.cfm">http://www.tad.org/Datasearch/re_location_search.cfm</a>	7,059	1.34%
	1. <a href="http://www.tad.org/Datasearch/geo.cfm">http://www.tad.org/Datasearch/geo.cfm</a>	4,546	0.86%
	1. <a href="http://www.tad.org/Datasearch/relocation.cfm">http://www.tad.org/Datasearch/relocation.cfm</a>	3,601	0.68%
	1. <a href="http://www.tad.org/Datasearch/re_owner_search.cfm">http://www.tad.org/Datasearch/re_owner_search.cfm</a>	3,398	0.65%
	1. <a href="http://www.tad.org/Datasearch/re_location_search.cfm">http://www.tad.org/Datasearch/re_location_search.cfm</a> 2. <a href="http://www.tad.org/Datasearch/relocation.cfm">http://www.tad.org/Datasearch/relocation.cfm</a> 3. <a href="http://www.tad.org/Datasearch/re.cfm">http://www.tad.org/Datasearch/re.cfm</a>	3,187	0.61%
	1. <a href="http://www.tad.org/Datasearch/hsTestjscookiex.cfm">http://www.tad.org/Datasearch/hsTestjscookiex.cfm</a>	2,793	0.53%
	1. <a href="http://www.tad.org/Datasearch/reprintablePDF.cfm">http://www.tad.org/Datasearch/reprintablePDF.cfm</a>	2,600	0.49%
	1. <a href="http://www.tad.org/Datasearch/reowner.cfm">http://www.tad.org/Datasearch/reowner.cfm</a>	2,243	0.43%
	1. <a href="http://www.tad.org/robots.txt">http://www.tad.org/robots.txt</a>	1,861	0.35%
	1. <a href="http://www.tad.org/Datasearch/datasearch.htm">http://www.tad.org/Datasearch/datasearch.htm</a>	1,612	0.31%
	1. <a href="http://www.tad.org/Datasearch/exemptionRates.cfm">http://www.tad.org/Datasearch/exemptionRates.cfm</a> 2. <a href="http://www.tad.org/Datasearch/re_powner.cfm">http://www.tad.org/Datasearch/re_powner.cfm</a>	1,322	0.25%
		1,303	0.25%

1. <a href="http://www.tad.org/Datasearch/re_powner.cfm">http://www.tad.org/Datasearch/re_powner.cfm</a>		
2. <a href="http://www.tad.org/Datasearch/exemptionRates.cfm">http://www.tad.org/Datasearch/exemptionRates.cfm</a>		
	1,259	0.24%
1. <a href="http://www.tad.org/Datasearch/relocation.cfm">http://www.tad.org/Datasearch/relocation.cfm</a>		
2. <a href="http://www.tad.org/Datasearch/re.cfm">http://www.tad.org/Datasearch/re.cfm</a>		
	1,250	0.24%
1. <a href="http://www.tad.org/Datasearch/re_powner.cfm">http://www.tad.org/Datasearch/re_powner.cfm</a>		
2. <a href="http://www.tad.org/datasearch/hsTestjscookie.cfm">http://www.tad.org/datasearch/hsTestjscookie.cfm</a>		

# Activity Dashboard

This displays key graphs and tables that provide an overview of the Activity chapter. Click on the title of a graph or table to navigate to the corresponding page.

**Visits by Hour of the Day**



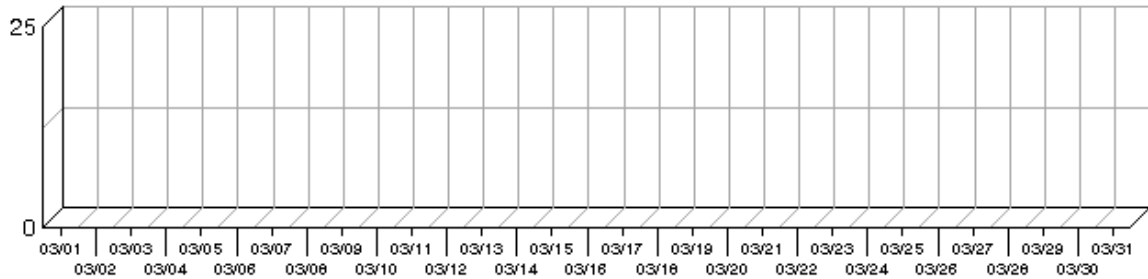
**Most Active Summary**

Most Active Date	March 26, 2008
Number of Hits on Most Active Date	681,273
Most Active Day of the Week	Mon
Most Active Hour of the Day	09:00–09:59

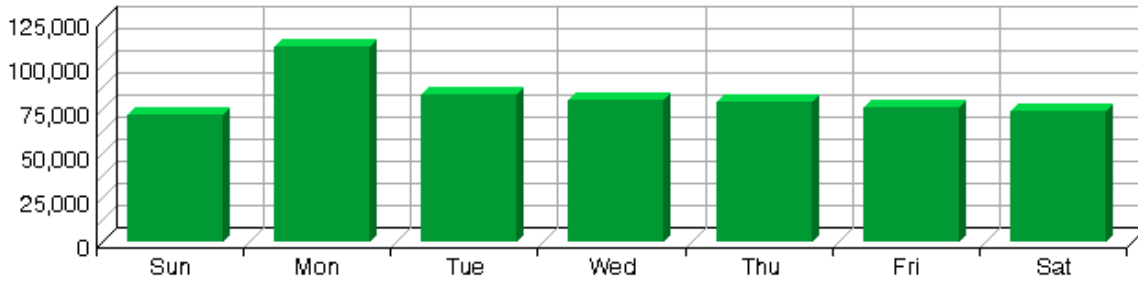
**Activity on Weekdays Summary**

Total Hits Weekdays	9,688,803
Total Visits Weekdays	429,227
Average Number of <b>Visits</b> per day on Weekdays	20,439
Average Number of <b>Hits</b> per day on Weekdays	461,371

**Average Time to Serve Pages**



### Visits by Day of the Week



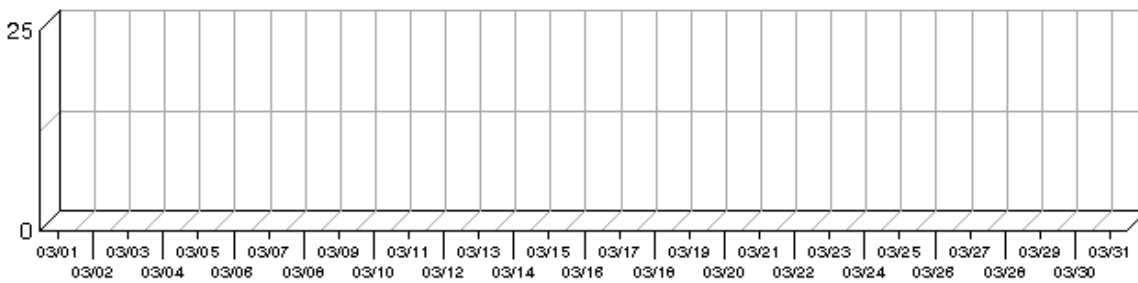
### Least Active Summary

Least Active Date	March 23, 2008
Number of Hits on Least Active Date	168,939
Least Active Day of the Week	Sat
Least Active Hour of the Day	03:00–03:59

### Activity on Weekends Summary

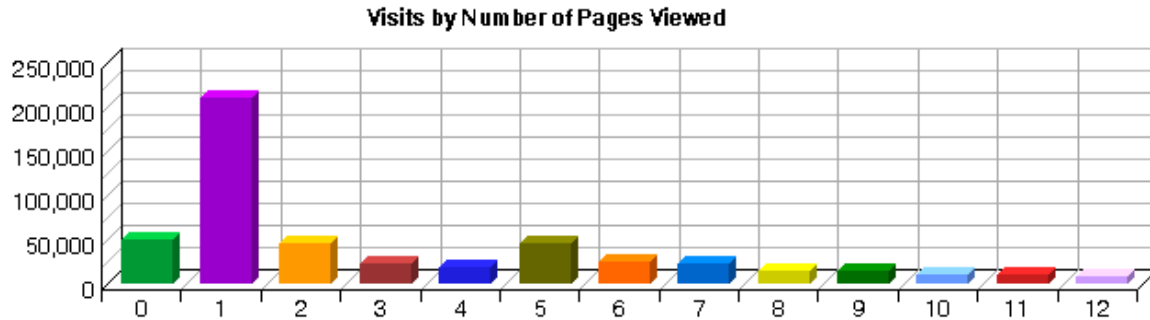
Total Hits Weekend	2,066,358
Total Visits Weekend	146,567
Average Number of <b>Visits</b> per Weekend	29,313
Average Number of <b>Hits</b> per Weekend	413,271

### Bandwidth: Kbytes Transferred Trend



# Visits by Number of Pages Viewed

This report shows you how many times visitors viewed one page, how many viewed two pages, etc.



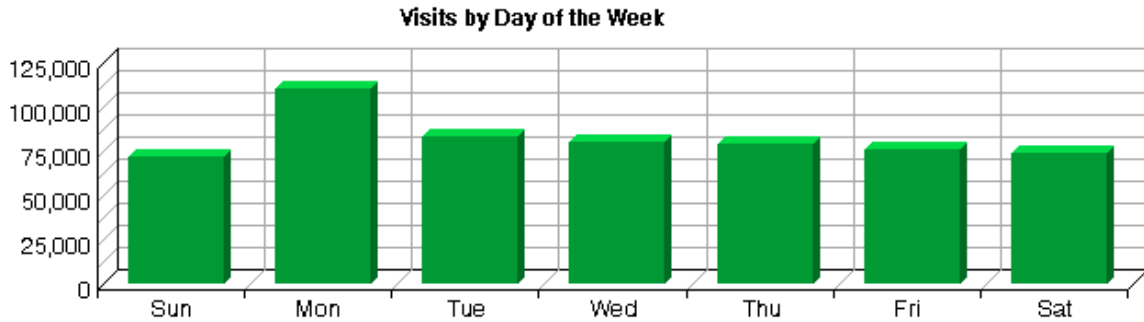
**Visits by Number of Pages Viewed**

Number of Pages Viewed	Visits	%
0	49,674	8.63%
1	211,164	36.67%
2	45,625	7.92%
3	22,739	3.95%
4	19,425	3.37%
5	46,221	8.03%
6	25,181	4.37%
7	21,900	3.80%
8	14,567	2.53%
9	13,869	2.41%
10	10,769	1.87%
11	9,704	1.69%
12	7,753	1.35%
<b>Subtotal</b>	<b>498,591</b>	<b>86.60%</b>
<b>Other</b>	<b>77,180</b>	<b>13.40%</b>
<b>Total</b>	<b>575,771</b>	<b>100.00%</b>



# Visits by Day of the Week

This report shows the activity for each day of the week within the reporting period. Unsuccessful hits are not included.



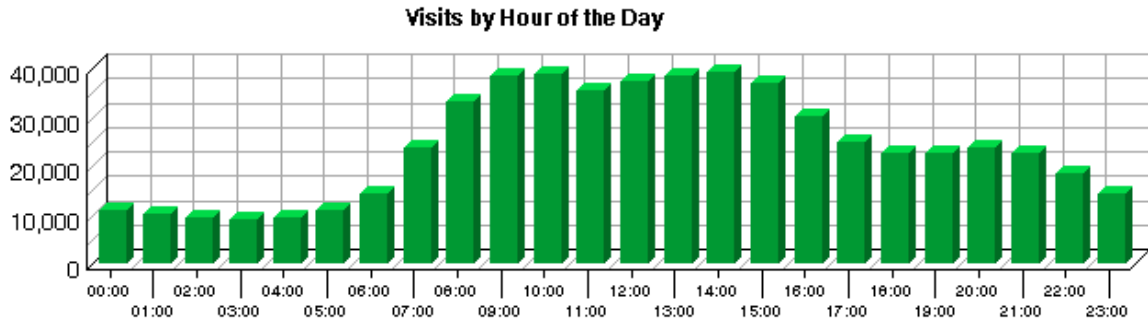
Visits by Day of the Week

Day	Visits	%
Sun	72,182	12.54%
Mon	110,629	19.21%
Tue	83,442	14.49%
Wed	79,932	13.88%
Thu	78,737	13.67%
Fri	76,487	13.28%
Sat	74,385	12.92%
<b>Total Weekend</b>	<b>146,567</b>	<b>25.45%</b>
<b>Total Weekdays</b>	<b>429,227</b>	<b>74.55%</b>
<b>Total</b>	<b>575,794</b>	<b>100.00%</b>



# Visits by Hour of the Day

This report shows activity for each hour of the day. It also shows the most and the least active hours of the day for the report period.



Visits by Hour of the Day

Hour	Visits	%
00:00	11,027	1.92%
01:00	10,008	1.74%
02:00	9,497	1.65%
03:00	9,052	1.57%
04:00	9,565	1.66%
05:00	10,966	1.90%
06:00	14,465	2.51%
07:00	23,675	4.11%
08:00	33,066	5.74%
09:00	38,595	6.70%
10:00	38,924	6.76%
11:00	35,464	6.16%
12:00	37,454	6.50%
13:00	38,349	6.66%
14:00	39,350	6.83%
15:00	37,073	6.44%
16:00	30,370	5.27%
17:00	25,076	4.36%
18:00	22,460	3.90%
19:00	22,477	3.90%
20:00	23,841	4.14%
21:00	22,487	3.91%
22:00	18,370	3.19%
23:00	14,183	2.46%
<b>Total Visits during Work Hours (8:00am–5:00pm)</b>	<b>328,645</b>	<b>57.08%</b>

<b>Total Visits during After Hours (5:01pm–7:59am)</b>	<b>247,149</b>	<b>42.92%</b>
<b>Total</b>	<b>575,794</b>	<b>100.00%</b>

**Summary of Visits by Hour of the Day**

<b>Most Active Hour of the Day</b>	14:00–14:59
<b>Least Active Hour of the Day</b>	03:00–03:59

# Visit Duration by Visits

This report shows the number and percentages of visits over selected visit lengths.



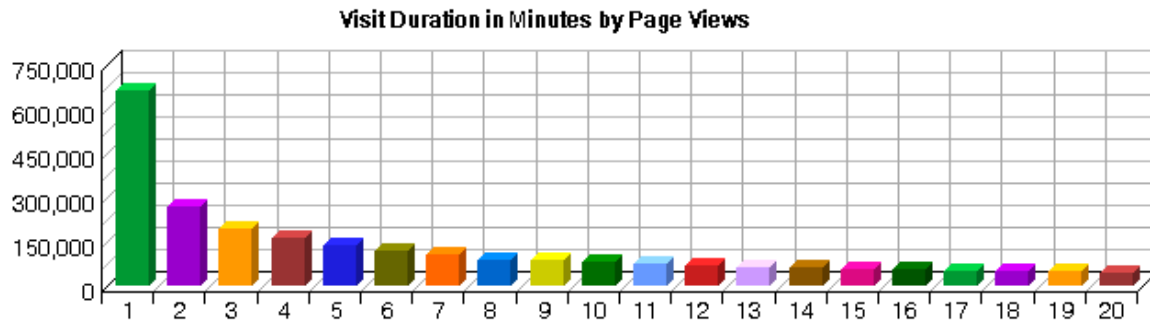
**Visit Duration by Visits**

Visit Duration in Minutes	Visits	%
0-1	358,086	62.19%
1-2	37,903	6.58%
2-3	22,170	3.85%
3-4	16,144	2.80%
4-5	12,372	2.15%
5-6	9,921	1.72%
6-7	8,267	1.44%
7-8	7,068	1.23%
8-9	6,445	1.12%
9-10	5,659	0.98%
10-11	5,125	0.89%
11-12	4,567	0.79%
12-13	4,285	0.74%
13-14	4,020	0.70%
14-15	3,760	0.65%
15-16	3,595	0.62%
16-17	3,417	0.59%
17-18	3,236	0.56%
18-19	3,096	0.54%
19-20	2,944	0.51%
<b>Subtotal</b>	<b>522,080</b>	<b>90.67%</b>
<b>Other</b>	<b>53,691</b>	<b>9.33%</b>
<b>Total</b>	<b>575,771</b>	<b>100.00%</b>



# Visit Duration by Page Views

This report shows the number and percentages of pages views over selected visit lengths.



**Visit Duration by Page Views**

Visit Duration in Minutes	Views	%
0-1	662,364	14.08%
1-2	266,593	5.67%
2-3	193,087	4.11%
3-4	162,501	3.46%
4-5	138,066	2.94%
5-6	118,632	2.52%
6-7	103,911	2.21%
7-8	90,522	1.92%
8-9	85,795	1.82%
9-10	79,894	1.70%
10-11	72,290	1.54%
11-12	68,150	1.45%
12-13	61,576	1.31%
13-14	60,607	1.29%
14-15	56,420	1.20%
15-16	54,267	1.15%
16-17	51,515	1.10%
17-18	50,762	1.08%
18-19	48,094	1.02%
19-20	42,985	0.91%
<b>Subtotal</b>	<b>2,468,031</b>	<b>52.48%</b>
<b>Other</b>	<b>2,234,889</b>	<b>47.52%</b>
<b>Total</b>	<b>4,702,920</b>	<b>100.00%</b>

