

## Tarrant Appraisal District Web Site Analysis

Web Log Analysis Monthly Report August 2009

Report Range:08/01/2009 00:00:00 – 08/31/2009 23:59:59



This report was generated by WebTrends(R) Wednesday September 2, 2009 – 09:16:43  
Final report conversion by WebTrends Document Utility, Version 6.1a (build 423)

*(c) 1996–2004 NetIQ Corporation. All rights reserved.*

# Table of Contents

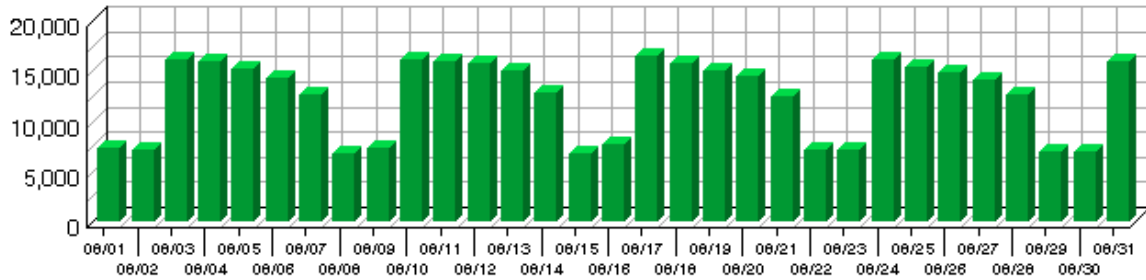
|                                       |    |
|---------------------------------------|----|
| Overview Dashboard.....               | 1  |
| Visitors Dashboard.....               | 3  |
| Top Visitors.....                     | 7  |
| New vs. Return Visits.....            | 9  |
| Visitors by Number of Visits.....     | 11 |
| Visitors Trend.....                   | 13 |
| Pages Dashboard.....                  | 17 |
| Top Pages.....                        | 19 |
| Files Dashboard.....                  | 21 |
| Most Downloaded Files.....            | 23 |
| Navigation Dashboard.....             | 25 |
| Top Entry Pages.....                  | 27 |
| Top Entry Files.....                  | 29 |
| Top Exit Pages.....                   | 31 |
| Single Access Pages.....              | 33 |
| Top Paths Through Site.....           | 35 |
| Activity Dashboard.....               | 37 |
| Visits by Number of Pages Viewed..... | 39 |
| Visits by Day of the Week.....        | 41 |
| Visits by Hour of the Day.....        | 43 |
| Visit Duration by Visits.....         | 45 |
| Visit Duration by Page Views.....     | 47 |



# Overview Dashboard

This displays key graphs and tables that provide an overview of the entire report. Click on the title of a graph or table to navigate to the corresponding page.

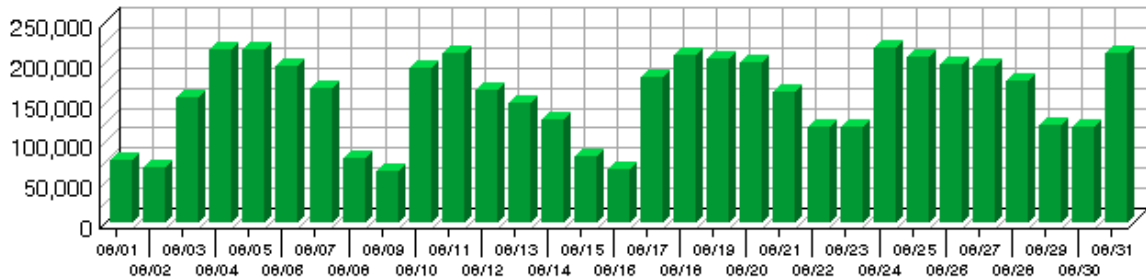
### Visits Trend



### Visit Summary

|  |          |
|--|----------|
| Visits                                       | 385,160  |
| Average per Day                              | 12,424   |
| Average Visit Length                         | 00:12:18 |
| Median Visit Length                          | 00:01:47 |
| International Visits                         | 0.00%    |
| Visits of Unknown Origin                     | 100.00%  |
| Visits from Your Country: United States (US) | 0.00%    |

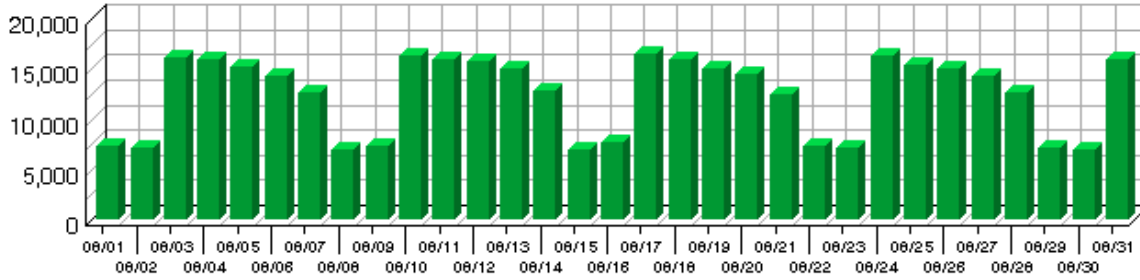
### Page Views Trend



### Page View Summary

|                              |           |
|------------------------------|-----------|
| Page Views                   | 4,876,030 |
| Average per Day              | 157,291   |
| Average Page Views per Visit | 12.66     |

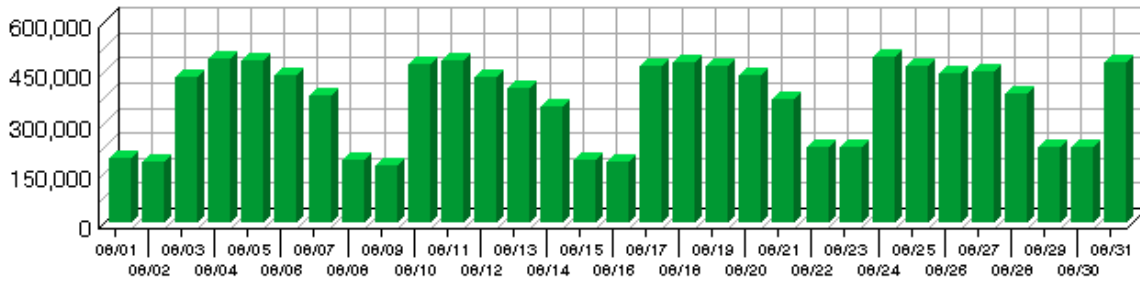
### Visitors Trend



### Visitor Summary

|                                     |         |
|-------------------------------------|---------|
| Unique Visitors                     | 168,174 |
| Visitors Who Visited Once           | 117,270 |
| Visitors Who Visited More Than Once | 50,904  |
| Average Visits per Visitor          | 2.29    |

### Hits Trend



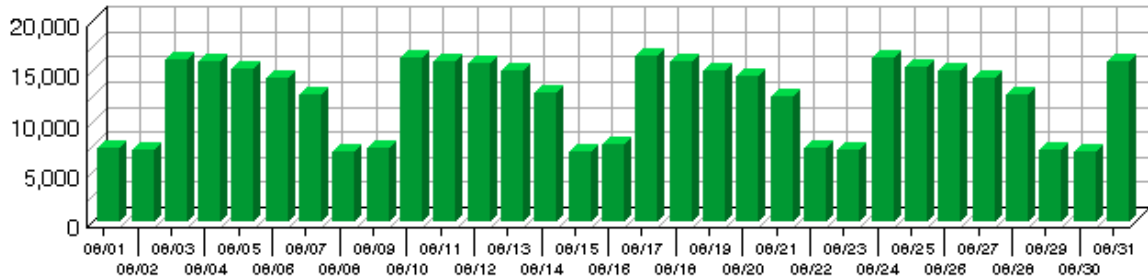
### Hit Summary

|                                 |            |
|---------------------------------|------------|
| Successful Hits for Entire Site | 11,302,866 |
| Average Hits per Day            | 364,608    |
| Home Page Hits                  | 259,570    |

# Visitors Dashboard

This displays key graphs and tables that provide an overview of the Visitors chapter. Click on the title of a graph or table to navigate to the corresponding page.

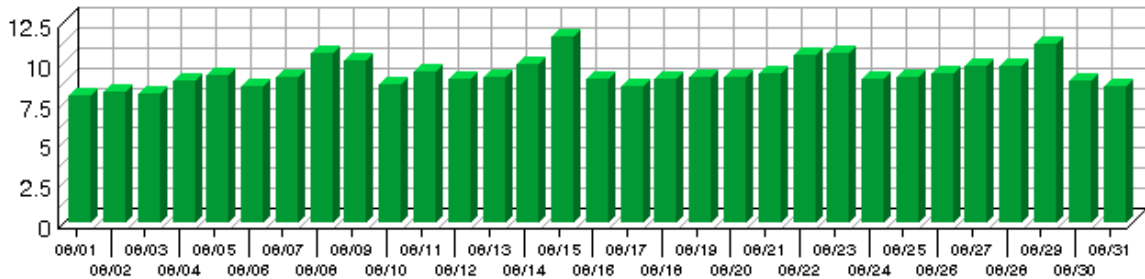
**Visitors Trend**



**Visit Summary**

|  |          |
|--|----------|
| Visits                                       | 385,160  |
| Average per Day                              | 12,424   |
| Average Visit Length                         | 00:12:18 |
| Median Visit Length                          | 00:01:47 |
| International Visits                         | 0.00%    |
| Visits of Unknown Origin                     | 100.00%  |
| Visits from Your Country: United States (US) | 0.00%    |

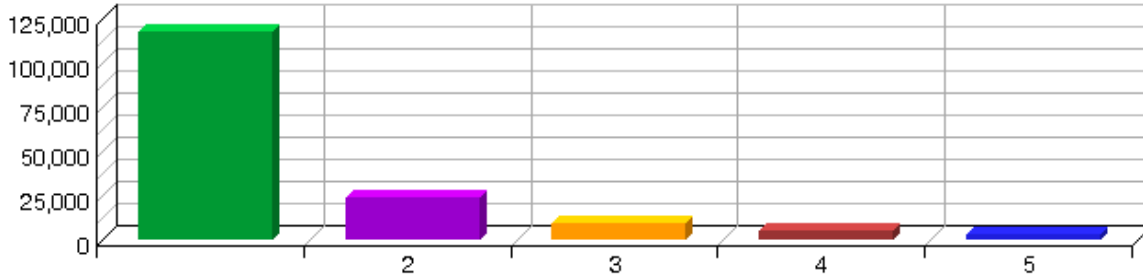
**Average Length of Visit Trend**



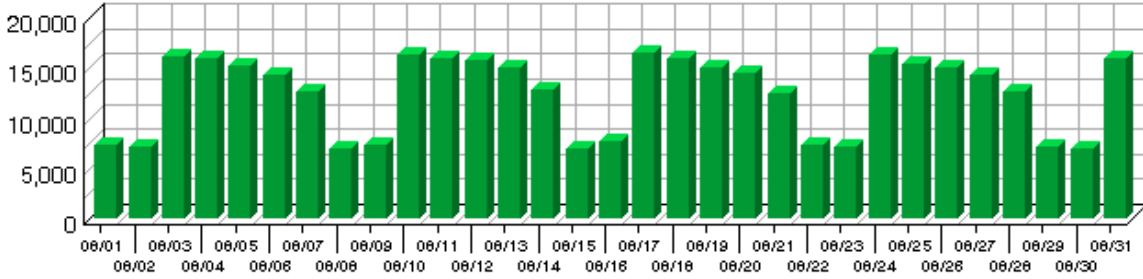
**Top Countries by Visits**



**Visitors by Number of Visits**



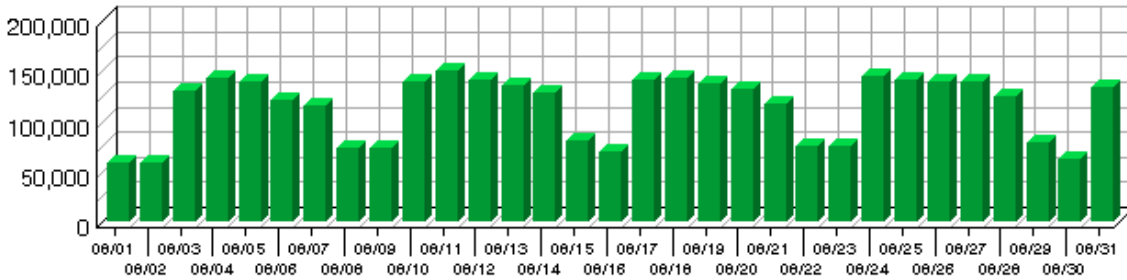
**Visitors Trend**



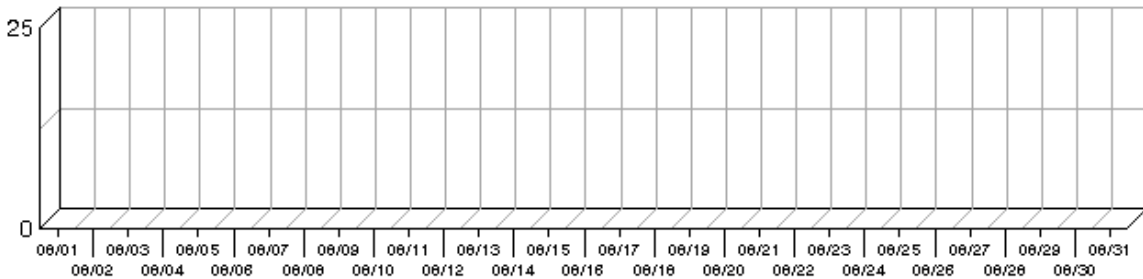
**Visitor Summary**

|                                     |         |
|-------------------------------------|---------|
| Unique Visitors                     | 168,174 |
| Visitors Who Visited Once           | 117,270 |
| Visitors Who Visited More Than Once | 50,904  |
| Average Visits per Visitor          | 2.29    |

**Visitor Minutes Trend**



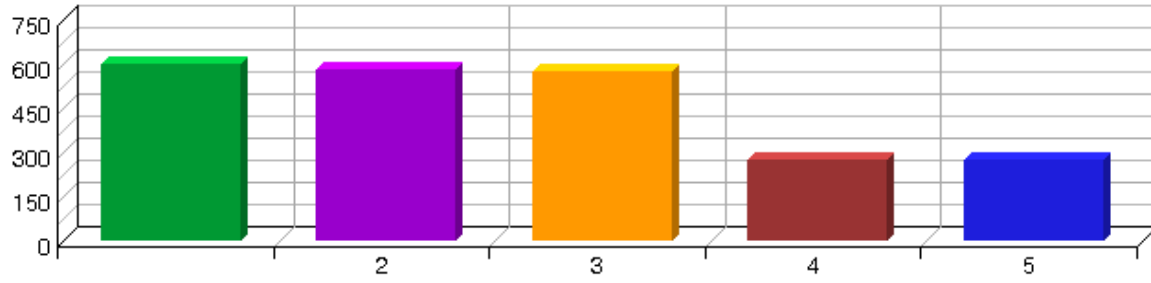
**First Time Visitors Trend**



**New vs. Return Visits**



**Top Visitors by Visits**

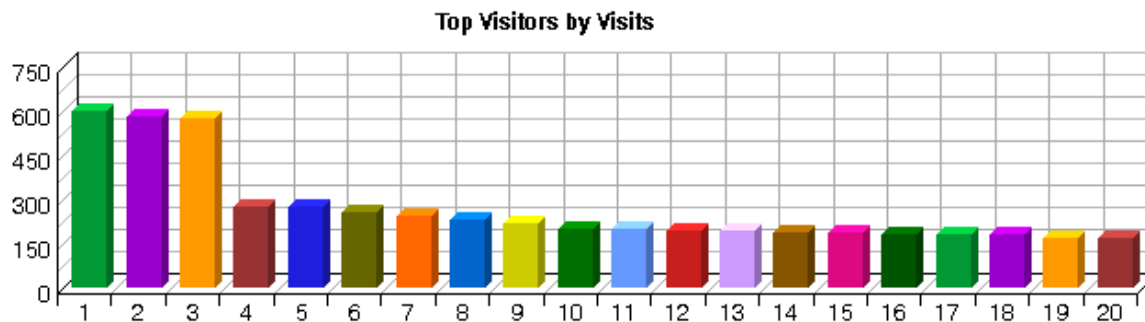




# Top Visitors

The threshold set for this section in the wtm\_wtx.ini file was reached. Results shown in tables and graphs do not reflect the entire contents of the log file(s).

This report identifies the IP address, domain name, or cookie of each visitor, and identifies the visitor's relative activity level on the site. If you use cookies to track visits, Reporting Center can differentiate between hits from different visitors with the same IP address.



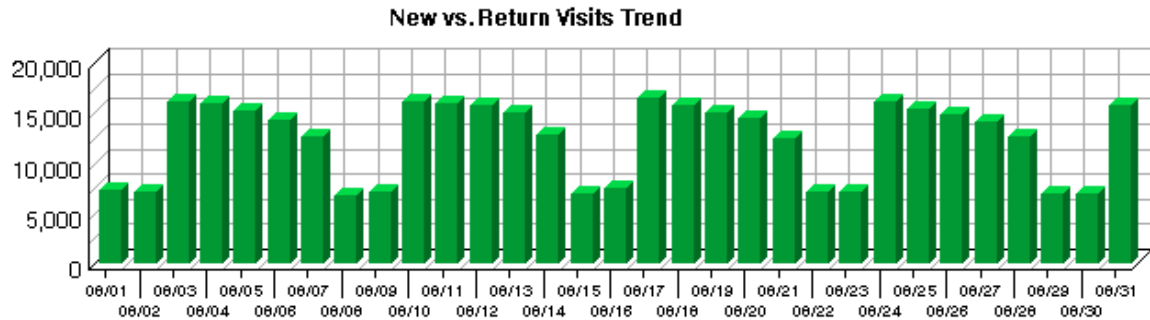
Top Visitors

|    | Visitor  | Visits | %     | Hits   |
|----|--|--------|-------|--------|
| 1. | 220.181.61.227_No Agent                                    | 597    | 0.16% | 1,138  |
| 2. | 192.223.163.5_Mozilla/4.0 (compatible;)                    | 581    | 0.15% | 1,119  |
| 3. | 192.223.163.6_Mozilla/4.0 (compatible;)                    | 572    | 0.15% | 1,006  |
| 4. | 65.216.122.126_Mozilla/4.0 (compatible; MSIE 6.0; Windo... | 275    | 0.07% | 10,719 |
| 5. | 12.181.197.100_Mozilla/4.0 (compatible; MSIE 6.0; Windo... | 273    | 0.07% | 9,202  |
| 6. | 172.27.1.8_Java/1.6.0_01                                   | 258    | 0.07% | 1,700  |
| 7. | 192.91.147.34_Mozilla/4.0 (compatible;)                    | 246    | 0.06% | 908    |
| 8. | 192.91.172.36_Mozilla/4.0 (compatible;)                    | 232    | 0.06% | 655    |
| 9. | 198.215.16.186_Mozilla/4.0 (compatible; MSIE 7.0; Windo... | 217    | 0.06% | 7,341  |

|     |   |                |                |                   |
|-----|---|----------------|----------------|-------------------|
| 10. | 192.31.106.34_Mozilla/4.0<br>(compatible;)                    | <b>202</b>     | <b>0.05%</b>   | 286               |
| 11. | 202.172.7.157_Mozilla/4.0<br>(compatible; MSIE 6.0; Window... | <b>197</b>     | <b>0.05%</b>   | 6,510             |
| 12. | 192.31.106.35_Mozilla/4.0<br>(compatible;)                    | <b>195</b>     | <b>0.05%</b>   | 1,692             |
| 13. | 192.35.35.34_Mozilla/4.0<br>(compatible;)                     | <b>192</b>     | <b>0.05%</b>   | 1,193             |
| 14. | 12.181.197.100_Mozilla/4.0<br>(compatible; MSIE 6.0; Windo... | <b>186</b>     | <b>0.05%</b>   | 2,743             |
| 15. | 192.35.35.35_Mozilla/4.0<br>(compatible;)                     | <b>185</b>     | <b>0.05%</b>   | 1,258             |
| 16. | 192.91.147.35_Mozilla/4.0<br>(compatible;)                    | <b>184</b>     | <b>0.05%</b>   | 1,314             |
| 17. | 12.181.197.100_Mozilla/4.0<br>(compatible; MSIE 7.0; Windo... | <b>182</b>     | <b>0.05%</b>   | 2,518             |
| 18. | 12.181.197.100_Mozilla/4.0<br>(compatible; MSIE 6.0; Windo... | <b>179</b>     | <b>0.05%</b>   | 7,607             |
| 19. | 66.228.165.158_libwww-perl/5.803                              | <b>169</b>     | <b>0.04%</b>   | 1,736             |
| 20. | 192.91.173.36_Mozilla/4.0<br>(compatible;)                    | <b>166</b>     | <b>0.04%</b>   | 2,072             |
|     | <b>Subtotal</b>   | <b>5,288</b>   | <b>1.37%</b>   | <b>62,717</b>     |
|     | <b>Other</b>  | <b>379,836</b> | <b>98.63%</b>  | <b>11,233,731</b> |
|     | <b>Total</b>  | <b>385,124</b> | <b>100.00%</b> | <b>11,296,448</b> |

# New vs. Return Visits

This report compares the number of visits by new and returning visitors to your site.



**New vs. Return Visits**



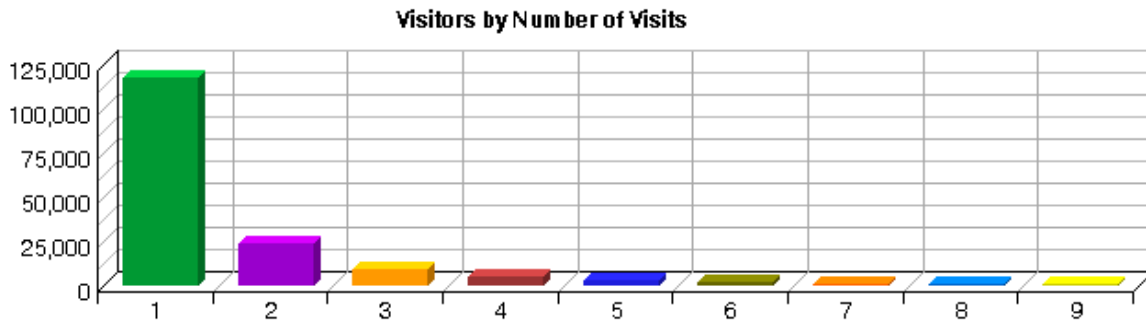
**New vs. Return Visits**

|    | <b>Visitor Type</b>            | <b>Visits</b>  | <b>%</b>       |
|----|--------------------------------|----------------|----------------|
| 1. | Visitors Not Accepting Cookies | 385,124        | 100.00%        |
|    | <b>Total</b>                   | <b>385,124</b> | <b>100.00%</b> |



# Visitors by Number of Visits

This report shows the distribution of visitors based on how many times each visitor visited your site.



**Visitors by Number of Visits**

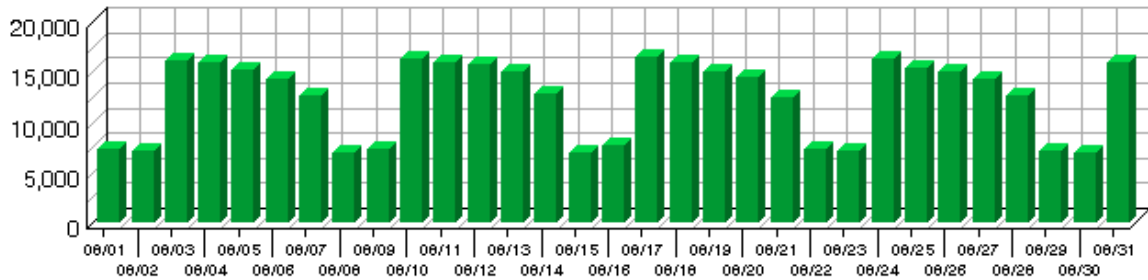
| Number of Visits | Unique Visitors | %              |
|------------------|-----------------|----------------|
| 1 visit          | 117,270         | 69.73%         |
| 2 visits         | 23,631          | 14.05%         |
| 3 visits         | 9,261           | 5.51%          |
| 4 visits         | 4,895           | 2.91%          |
| 5 visits         | 2,999           | 1.78%          |
| 6 visits         | 1,927           | 1.15%          |
| 7 visits         | 1,311           | 0.78%          |
| 8 visits         | 1,003           | 0.60%          |
| 9 visits         | 785             | 0.47%          |
| <b>Subtotal</b>  | <b>163,082</b>  | <b>96.97%</b>  |
| <b>Other</b>     | <b>5,092</b>    | <b>3.03%</b>   |
| <b>Total</b>     | <b>168,174</b>  | <b>100.00%</b> |



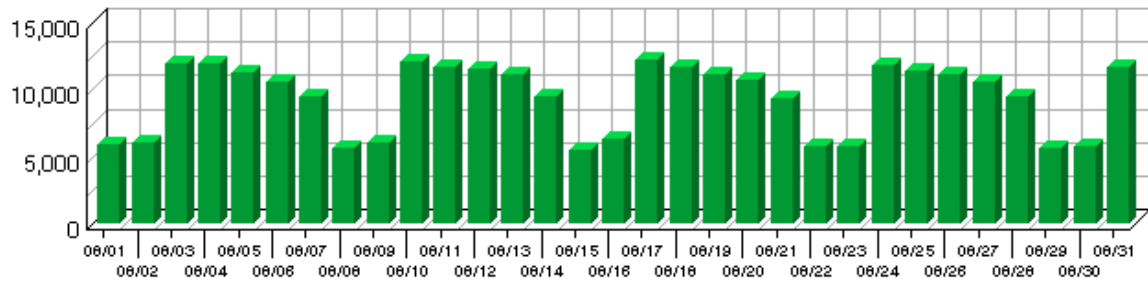
# Visitors Trend

This report shows how many times visitors visited your web site and how long they stayed. The information is divided into time slices based on the duration of the log file. Visits are freshly counted during each time interval in the report. Some visits may span more than one time interval, and therefore a single visit may be counted more than once. This manner of counting visits may cause the Visits Trend total visits to exceed the total visits shown on the Overview Dashboard page.

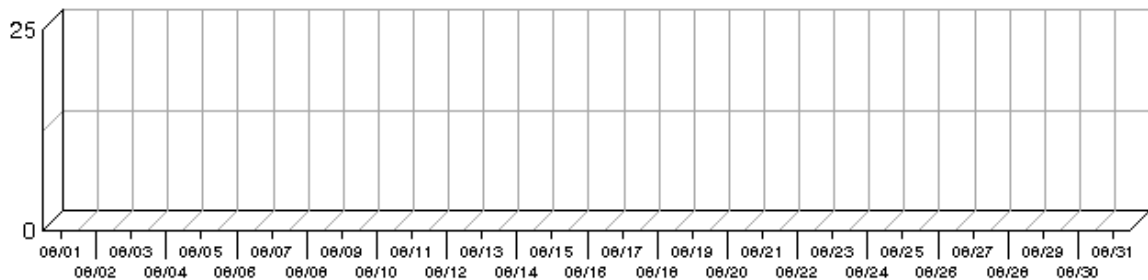
**Visitors Trend**



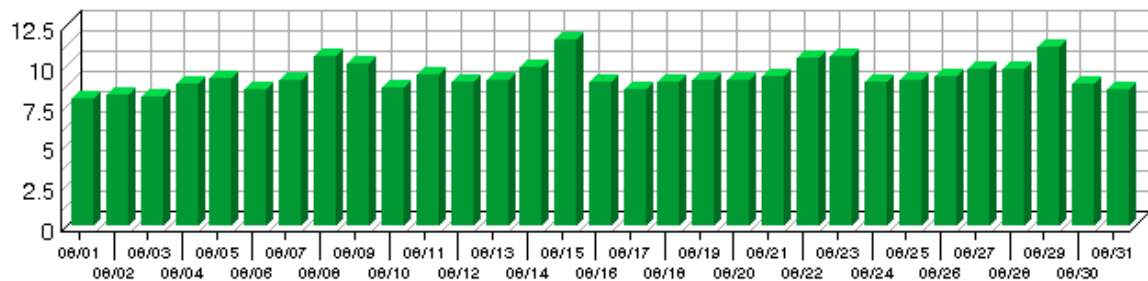
**Unique Visitors Trend**



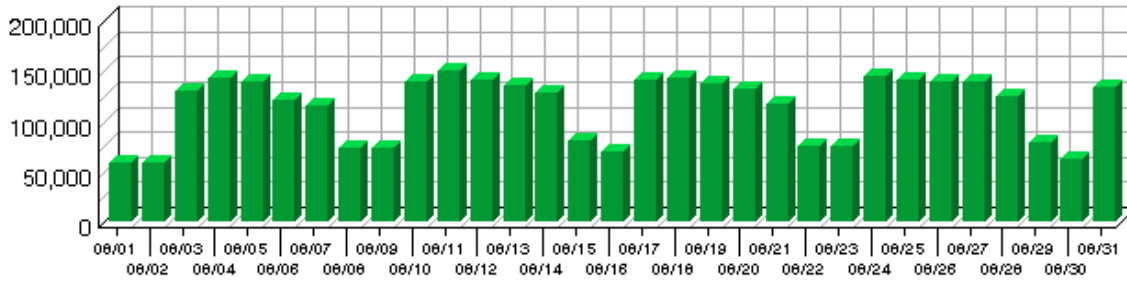
**First Time Visitors Trend**



**Average Length of Visit Trend**



**Visitor Minutes Trend**



**Visitors Trend**

| Time Interval | Visits | Unique Visitors | First Time Visitors | Avg Visit Length | Visitor Minutes |
|---------------|--------|-----------------|---------------------|------------------|-----------------|
| 08/01         | 7,339  | 5,929           | 0                   | 00:07:54         | 58,005.52       |
| 08/02         | 7,238  | 6,001           | 0                   | 00:08:08         | 58,928.90       |
| 08/03         | 16,234 | 11,967          | 0                   | 00:08:01         | 130,203.93      |
| 08/04         | 16,021 | 11,961          | 0                   | 00:08:52         | 142,233.93      |
| 08/05         | 15,273 | 11,279          | 0                   | 00:09:08         | 139,594.70      |
| 08/06         | 14,369 | 10,620          | 0                   | 00:08:29         | 121,912.58      |
| 08/07         | 12,663 | 9,476           | 0                   | 00:09:03         | 114,686.02      |
| 08/08         | 6,893  | 5,579           | 0                   | 00:10:35         | 72,997.52       |
| 08/09         | 7,339  | 6,069           | 0                   | 00:10:06         | 74,156.70       |
| 08/10         | 16,254 | 12,047          | 0                   | 00:08:34         | 139,342.03      |
| 08/11         | 15,994 | 11,720          | 0                   | 00:09:25         | 150,757.28      |
| 08/12         | 15,752 | 11,550          | 0                   | 00:08:56         | 140,820.48      |
| 08/13         | 15,066 | 11,083          | 0                   | 00:09:01         | 135,888.27      |
| 08/14         | 12,913 | 9,542           | 0                   | 00:09:53         | 127,710.93      |
| 08/15         | 6,887  | 5,567           | 0                   | 00:11:37         | 80,089.98       |
| 08/16         | 7,671  | 6,367           | 0                   | 00:08:58         | 68,878.82       |
| 08/17         | 16,572 | 12,202          | 0                   | 00:08:31         | 141,363.07      |
| 08/18         | 15,918 | 11,741          | 0                   | 00:08:59         | 143,035.15      |
| 08/19         | 15,087 | 11,094          | 0                   | 00:09:04         | 137,006.47      |
| 08/20         | 14,583 | 10,700          | 0                   | 00:09:03         | 131,988.38      |
| 08/21         | 12,502 | 9,335           | 0                   | 00:09:20         | 116,757.10      |
| 08/22         | 7,285  | 5,731           | 0                   | 00:10:26         | 76,017.88       |
| 08/23         | 7,216  | 5,831           | 0                   | 00:10:32         | 76,024.68       |
| 08/24         | 16,272 | 11,896          | 0                   | 00:08:55         | 145,350.75      |
| 08/25         | 15,485 | 11,443          | 0                   | 00:09:05         | 140,779.28      |
| 08/26         | 15,004 | 11,099          | 0                   | 00:09:16         | 139,213.07      |
| 08/27         | 14,222 | 10,612          | 0                   | 00:09:46         | 138,946.47      |
| 08/28         | 12,737 | 9,541           | 0                   | 00:09:44         | 124,102.27      |
| 08/29         | 7,102  | 5,688           | 0                   | 00:11:07         | 78,997.47       |
| 08/30         | 6,989  | 5,757           | 0                   | 00:08:53         | 62,104.85       |

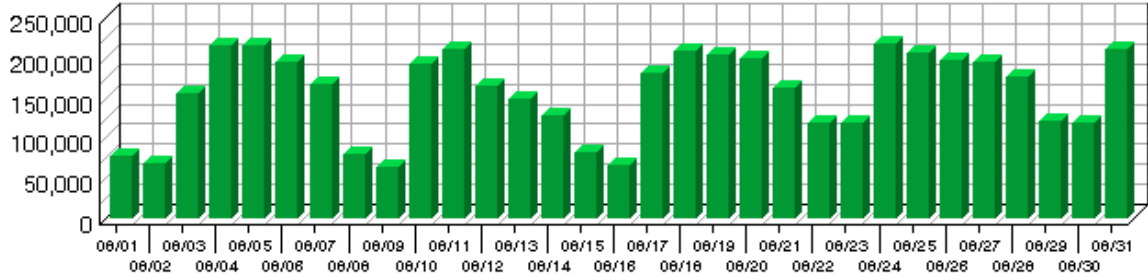
|                |                |                |          |            |                     |
|----------------|----------------|----------------|----------|------------|---------------------|
| 08/31          | 15,906         | 11,725         | 0        | 00:08:27   | 134,532.77          |
| <b>Average</b> | <b>12,476</b>  | <b>9,392</b>   | <b>0</b> | <b>N/A</b> | <b>114,271.85</b>   |
| <b>Total</b>   | <b>386,786</b> | <b>291,152</b> | <b>0</b> | <b>N/A</b> | <b>3,542,427.25</b> |



# Pages Dashboard

This displays key graphs and tables that provide an overview of the Pages chapter. Click on the title of a graph or table to navigate to the corresponding page.

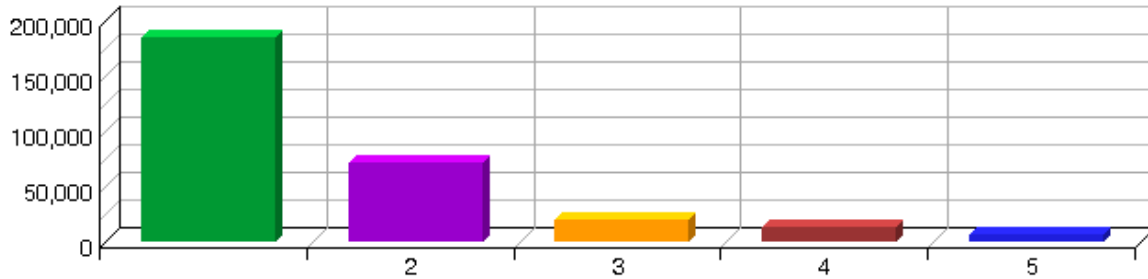
### Page Views Trend



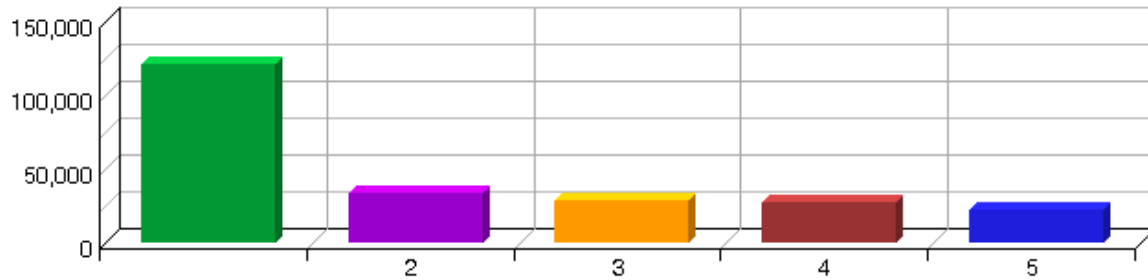
### Page View Summary

|                              |           |
|------------------------------|-----------|
| Page Views                   | 4,876,030 |
| Average per Day              | 157,291   |
| Average Page Views per Visit | 12.66     |

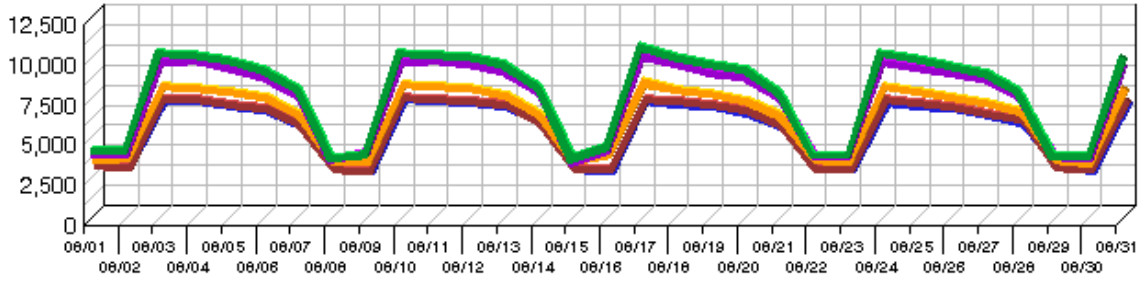
### Top Entry Pages



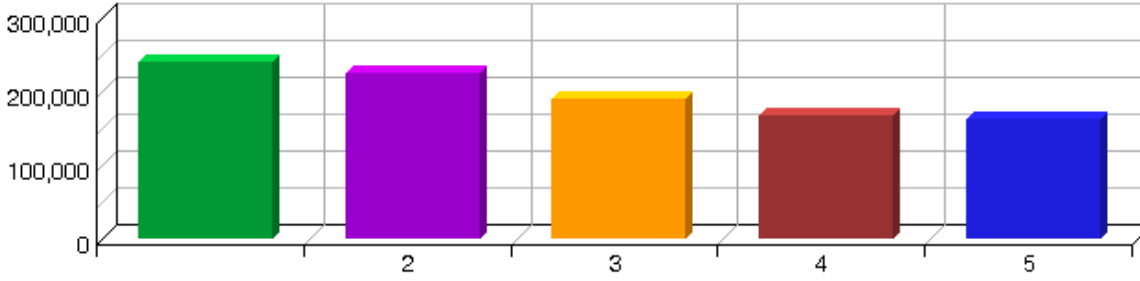
### Top Exit Pages



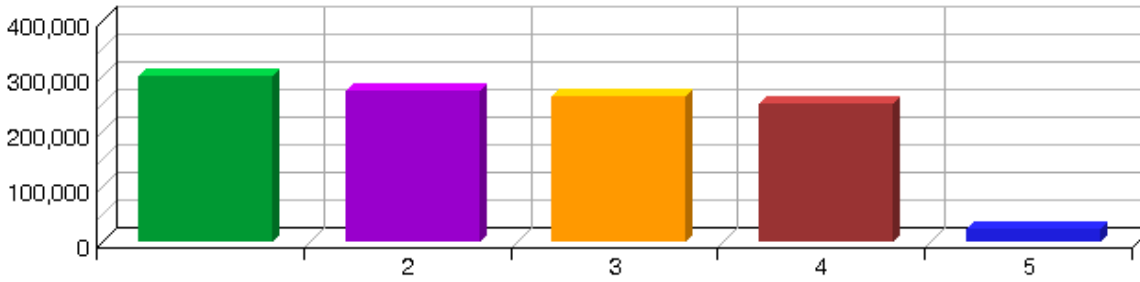
**Top Pages by Visits Trend**



**Top Pages by Visits**



**Top Directories by Visits**



# Top Pages

This identifies the most popular web pages on your site and shows you the number of visits for each, and displays the average length of time the page was viewed.



**Top Pages**

|    | Pages   | Visits  | %      | Views   | Avg Time Viewed | Avg Time to Serve |
|----|---|---------|--------|---------|-----------------|-------------------|
| 1. | <a href="http://www.tad.org/Datasearch/datasearch.cfm">http://www.tad.org/Datasearch/datasearch.cfm</a>                 | 239,361 | 15.58% | 405,761 | 00:00:16        | 0                 |
| 2. | <a href="http://www.tad.org/Datasearch/re.cfm">http://www.tad.org/Datasearch/re.cfm</a>                                 | 225,667 | 14.69% | 767,423 | 00:01:17        | 0                 |
| 3. | <a href="http://www.tad.org/">http://www.tad.org/</a>   | 190,475 | 12.40% | 259,576 | 00:03:03        | 0                 |
| 4. | <a href="http://www.tad.org/Datasearch/re_location_search.cfm">http://www.tad.org/Datasearch/re_location_search.cfm</a> | 167,700 | 10.92% | 370,536 | 00:00:28        | 0                 |
| 5. | <a href="http://www.tad.org/Datasearch/relocation.cfm">http://www.tad.org/Datasearch/relocation.cfm</a>                 | 161,847 | 10.54% | 466,291 | 00:00:31        | 0                 |
| 6. | <a href="http://www.tad.org/Datasearch/re_owner_search.cfm">http://www.tad.org/Datasearch/re_owner_search.cfm</a>       | 99,413  | 6.47%  | 393,561 | 00:00:12        | 0                 |
| 7. | <a href="http://www.tad.org/Datasearch/reowner.cfm">http://www.tad.org/Datasearch/reowner.cfm</a>                       | 95,424  | 6.21%  | 510,697 | 00:00:19        | 0                 |
| 8. | <a href="http://www.tad.org/Datasearch/re_powner.cfm">http://www.tad.org/Datasearch/re_powner.cfm</a>                   | 65,146  | 4.24%  | 197,227 | 00:01:32        | 0                 |

|     |   |                  |                |                  |                 |   |
|-----|---|------------------|----------------|------------------|-----------------|---|
| 9.  | <a href="http://www.tad.org/Datasearch/geo.cfm">http://www.tad.org/Datasearch/geo.cfm</a>                                 | 25,411           | 1.65%          | 101,395          | 00:00:31        | 0 |
| 10. | <a href="http://www.tad.org/datasearch/reprintablePDF.cfm">http://www.tad.org/datasearch/reprintablePDF.cfm</a>           | 19,620           | 1.28%          | 43,111           | 00:02:30        | 0 |
| 11. | <a href="http://www.tad.org/Datasearch/reentry.cfm">http://www.tad.org/Datasearch/reentry.cfm</a>                         | 13,486           | 0.88%          | 29,527           | 00:00:26        | 0 |
| 12. | <a href="http://www.tad.org/Classes/cfm/o/reentryproc.cfm">http://www.tad.org/Classes/cfm/o/reentryproc.cfm</a>           | 11,617           | 0.76%          | 60,873           | 00:00:17        | 0 |
| 13. | <a href="http://www.tad.org/Datasearch/geoentry.cfm">http://www.tad.org/Datasearch/geoentry.cfm</a>                       | 9,317            | 0.61%          | 21,088           | 00:00:26        | 0 |
| 14. | <a href="http://www.tad.org/Datasearch/subdivision_search.cfm">http://www.tad.org/Datasearch/subdivision_search.cfm</a>   | 8,945            | 0.58%          | 16,067           | 00:00:24        | 0 |
| 15. | <a href="http://www.tad.org/Datasearch/exemptionRates.cfm">http://www.tad.org/Datasearch/exemptionRates.cfm</a>           | 8,464            | 0.55%          | 10,401           | 00:01:25        | 0 |
| 16. | <a href="http://www.tad.org/MapIndex/ndxall.htm">http://www.tad.org/MapIndex/ndxall.htm</a>                               | 7,012            | 0.46%          | 8,786            | 00:00:31        | 0 |
| 17. | <a href="http://www.tad.org/Datasearch/subdivisionname.cfm">http://www.tad.org/Datasearch/subdivisionname.cfm</a>         | 6,451            | 0.42%          | 15,594           | 00:00:40        | 0 |
| 18. | <a href="http://www.tad.org/datasearch/bpp.cfm">http://www.tad.org/datasearch/bpp.cfm</a>                                 | 6,074            | 0.40%          | 18,672           | 00:00:56        | 0 |
| 19. | <a href="http://www.tad.org/WebPages/taxrates.cfm">http://www.tad.org/WebPages/taxrates.cfm</a>                           | 5,687            | 0.37%          | 7,533            | 00:00:35        | 0 |
| 20. | <a href="http://www.tad.org/Datasearch/bpp_location_search.cfm">http://www.tad.org/Datasearch/bpp_location_search.cfm</a> | 5,588            | 0.36%          | 20,037           | 00:00:41        | 0 |
|     | <b>Subtotal</b>   | <b>1,372,705</b> | <b>89.35%</b>  | <b>3,724,156</b> | <b>00:00:48</b> |   |
|     | <b>Other</b>  | <b>163,541</b>   | <b>10.65%</b>  | <b>1,151,874</b> | <b>00:00:18</b> |   |
|     | <b>Total</b>  | <b>1,536,246</b> | <b>100.00%</b> | <b>4,876,030</b> | <b>00:00:41</b> |   |

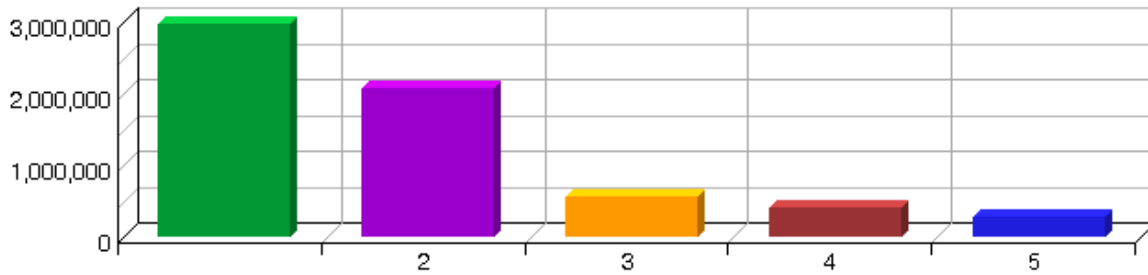
# Files Dashboard

This displays key graphs and tables that provide an overview of the Files chapter. Click on the title of a graph or table to navigate to the corresponding page.

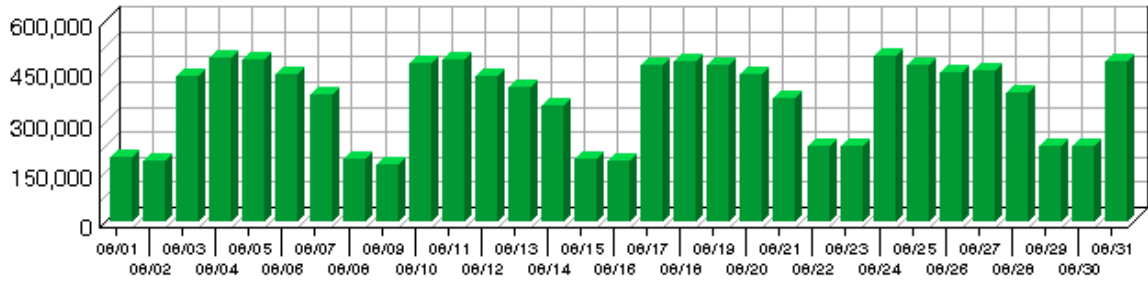
## Hit Summary

|                                 |            |
|---------------------------------|------------|
| Successful Hits for Entire Site | 11,302,866 |
| Average Hits per Day            | 364,608    |
| Home Page Hits                  | 259,570    |

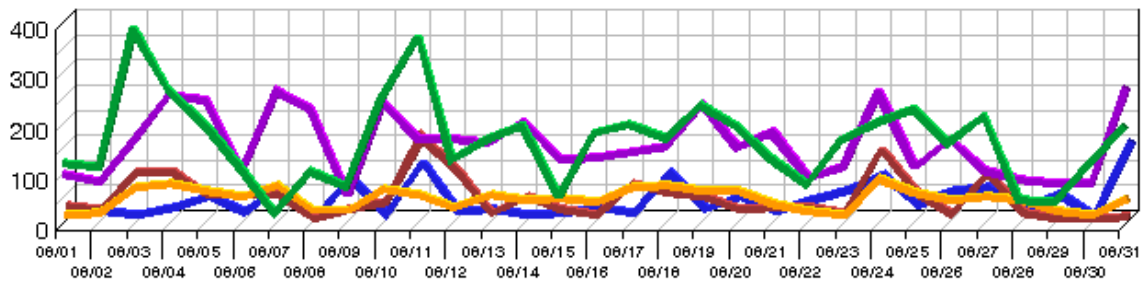
## Most Accessed File Types by Files



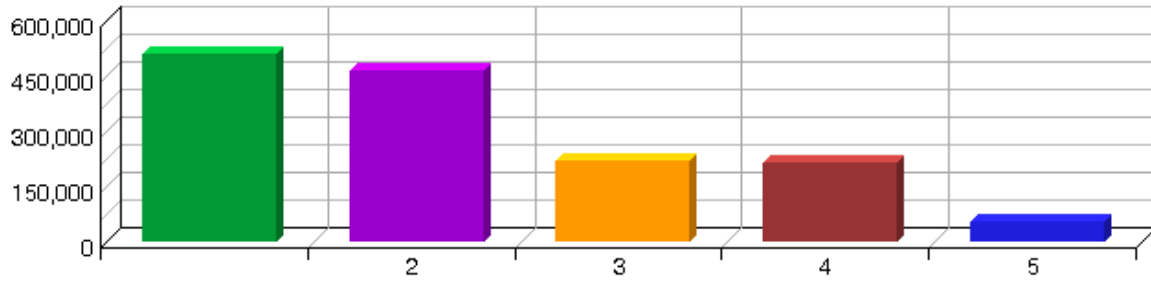
## Hits Trend



## Most Downloaded Files Trend

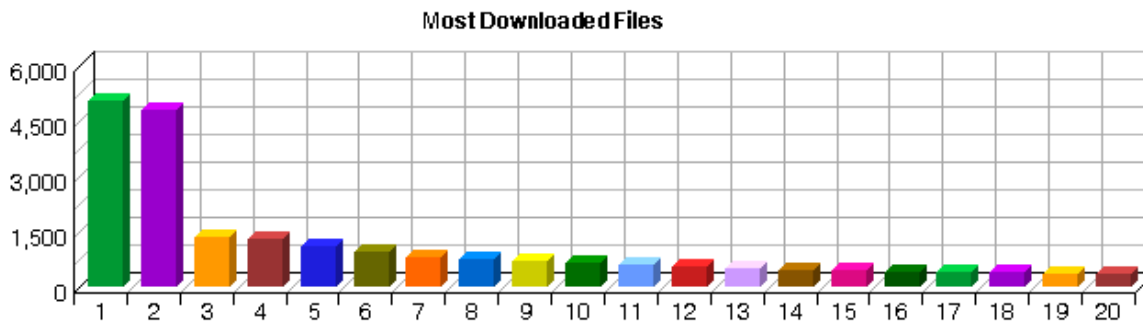
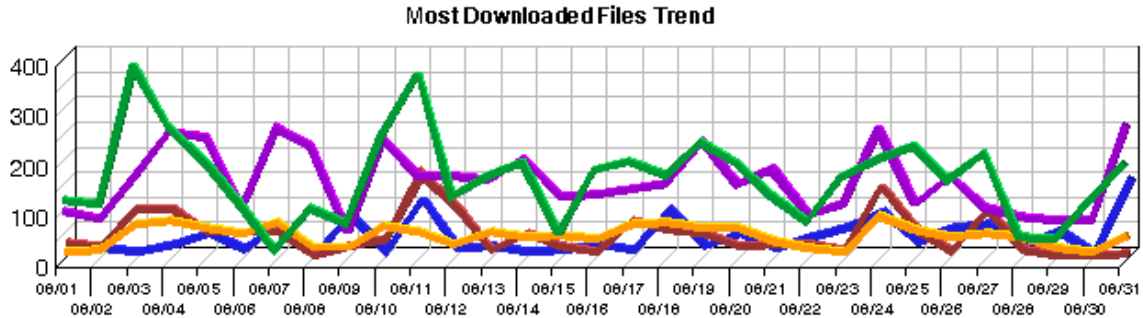


**Most Uploaded Files**



# Most Downloaded Files

This report identifies the most popular files downloaded from your site.



Most Downloaded Files

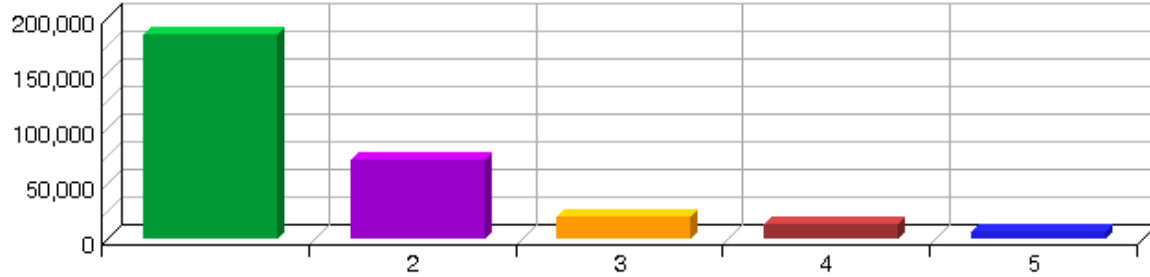
| Downloaded Files  | Downloads | %     | Visits |
|---|-----------|-------|--------|
| 1. <a href="http://www.tad.org/ftp_data/ReappraisalPlan2009-2010.pdf">http://www.tad.org/ftp_data/ReappraisalPlan2009-2010.pdf</a>      | 5,058     | 4.52% | 658    |
| 2. <a href="http://www.tad.org/ftp_data/DataFiles/Mineral Interest ...">http://www.tad.org/ftp_data/DataFiles/Mineral Interest ...</a>  | 4,820     | 4.31% | 771    |
| 3. <a href="http://www.tad.org/ftp_data/reports/ARB164B.PDF">http://www.tad.org/ftp_data/reports/ARB164B.PDF</a>                        | 1,327     | 1.19% | 559    |
| 4. <a href="http://www.tad.org/ftp_data/reports/TOT200_20090725.pdf">http://www.tad.org/ftp_data/reports/TOT200_20090725.pdf</a>        | 1,294     | 1.16% | 195    |
| 5. <a href="http://www.tad.org/ftp_data/DIST2009.pdf">http://www.tad.org/ftp_data/DIST2009.pdf</a>                                      | 1,080     | 0.96% | 154    |
| 6. <a href="http://www.tad.org/ftp_data/reports/ARB164C.PDF">http://www.tad.org/ftp_data/reports/ARB164C.PDF</a>                        | 937       | 0.84% | 398    |
| 7. <a href="http://www.tad.org/ftp_data/reports/ARB164A.PDF">http://www.tad.org/ftp_data/reports/ARB164A.PDF</a>                        | 796       | 0.71% | 355    |
| 8. <a href="http://www.tad.org/ftp_data/ResidentialValueDocs.pdf">http://www.tad.org/ftp_data/ResidentialValueDocs.pdf</a>              | 758       | 0.68% | 594    |
| 9. <a href="http://www.tad.org/residentialvaluedocs.pdf">http://www.tad.org/residentialvaluedocs.pdf</a>                                | 699       | 0.62% | 553    |
| 10. <a href="http://www.tad.org/ftp_data/DataFiles/TaxEstimator354.zip">http://www.tad.org/ftp_data/DataFiles/TaxEstimator354.zip</a>   | 637       | 0.57% | 510    |
| 11. <a href="http://www.tad.org/ftp_data/howtobuilddatabase.pdf">http://www.tad.org/ftp_data/howtobuilddatabase.pdf</a>                 | 605       | 0.54% | 142    |
| 12. <a href="http://www.tad.org/ftp_data/HowToSubmitProtestOnLine.pdf">http://www.tad.org/ftp_data/HowToSubmitProtestOnLine.pdf</a>     | 540       | 0.48% | 434    |
| 13. <a href="http://www.tad.org/ftp_data/reports/TOT320_20090725.pdf">http://www.tad.org/ftp_data/reports/TOT320_20090725.pdf</a>       | 519       | 0.46% | 77     |
| 14. <a href="http://www.tad.org/mappdf/t_2048-384.pdf">http://www.tad.org/mappdf/t_2048-384.pdf</a>                                     | 457       | 0.41% | 213    |
| 15. <a href="http://www.tad.org/ftp_data/CommercialValueDocs.pdf">http://www.tad.org/ftp_data/CommercialValueDocs.pdf</a>               | 449       | 0.40% | 379    |
| 16. <a href="http://www.tad.org/ftp_data/reports/MGT100_20090725.pdf">http://www.tad.org/ftp_data/reports/MGT100_20090725.pdf</a>       | 424       | 0.38% | 104    |
| 17. <a href="http://www.tad.org/mappdf/t_2030-388.pdf">http://www.tad.org/mappdf/t_2030-388.pdf</a>                                     | 401       | 0.36% | 173    |
| 18. <a href="http://www.tad.org/ftp_data/Forms and Applications/2009...">http://www.tad.org/ftp_data/Forms and Applications/2009...</a> | 382       | 0.34% | 92     |

|     |   |                |                |               |
|-----|---|----------------|----------------|---------------|
| 19. | <a href="http://www.tad.org/ftp_data/Forms and Applications/2009...">http://www.tad.org/ftp_data/Forms and Applications/2009...</a> | <b>362</b>     | <b>0.32%</b>   | 94            |
| 20. | <a href="http://www.tad.org/ftp_data/Forms and Applications/NPRO...">http://www.tad.org/ftp_data/Forms and Applications/NPRO...</a> | <b>335</b>     | <b>0.30%</b>   | 255           |
|     | <b>Subtotal</b>   | <b>21,880</b>  | <b>19.54%</b>  | <b>6,710</b>  |
|     | <b>Other</b>  | <b>90,075</b>  | <b>80.46%</b>  | <b>72,223</b> |
|     | <b>Total</b>  | <b>111,955</b> | <b>100.00%</b> | <b>78,933</b> |

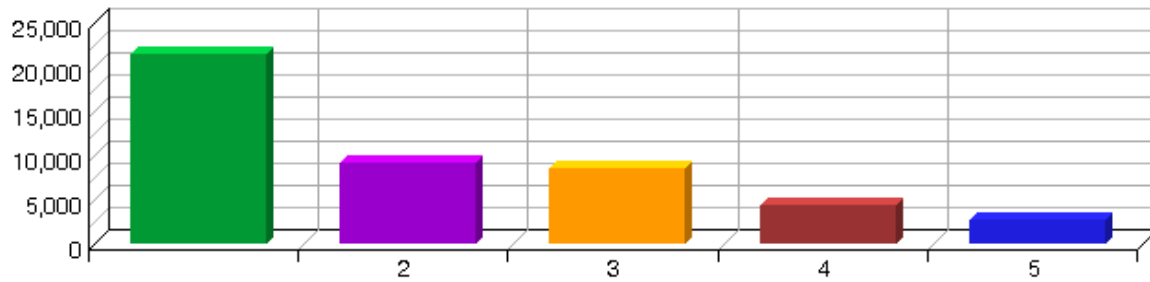
# Navigation Dashboard

This dashboard summarizes important information related to online navigation.

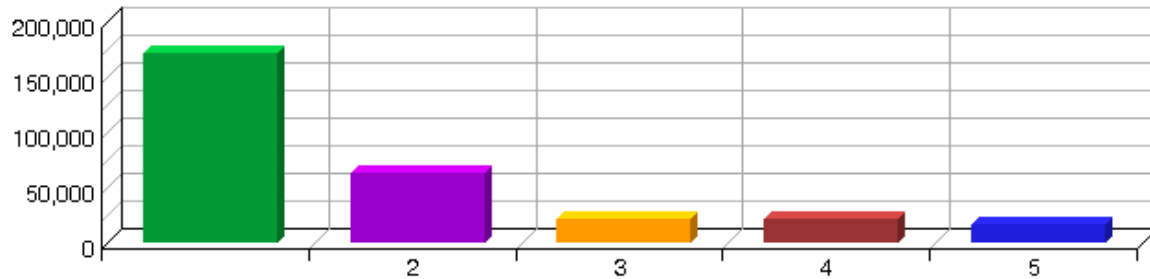
### Top Entry Pages



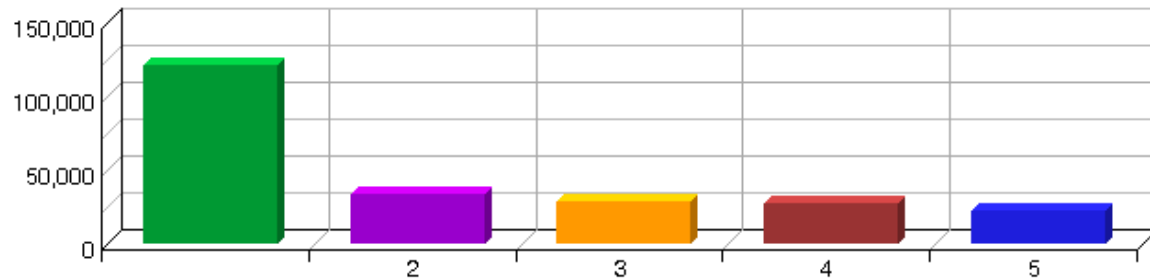
### Single Access Pages



### Top Entry Files



### Top Exit Pages

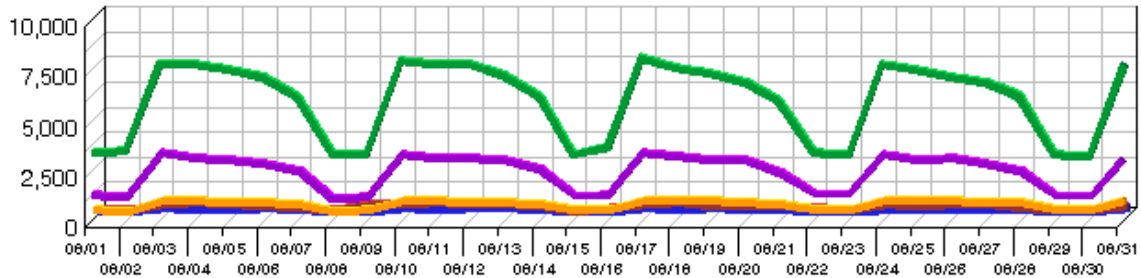




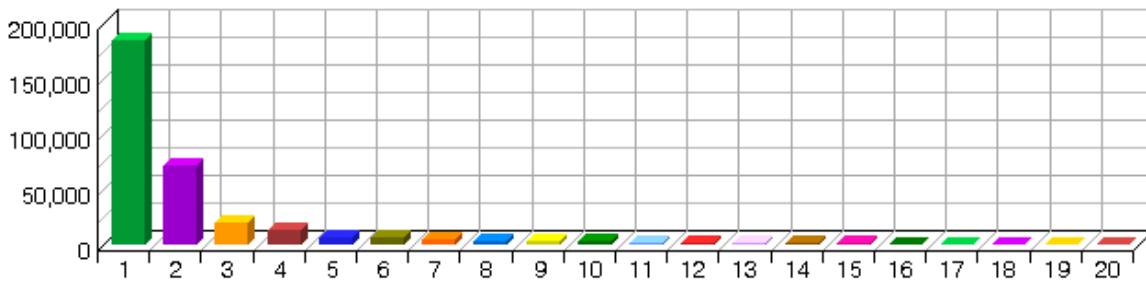
# Top Entry Pages

This report identifies the first page viewed when a visitor visits your site. The most common entry page is usually the home page, but other common entry pages include specific URLs that visitors type, pages that have been bookmarked, or pages referred to by other sites.

**Top Entry Pages Trend**



**Top Entry Pages**



**Top Entry Pages**

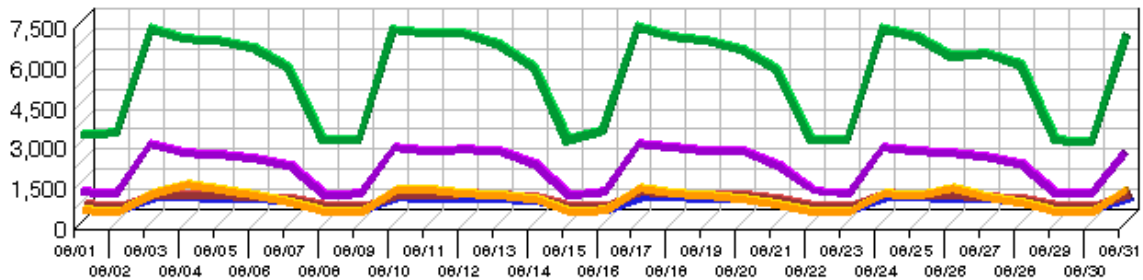
|     | Pages  | Visits  | %      |
|-----|--|---------|--------|
| 1.  | <a href="http://www.tad.org/">http:// www.tad.org/</a>   | 184,907 | 54.90% |
| 2.  | <a href="http://www.tad.org/Datasearch/datasearch.cfm">http:// www.tad.org/<br/>Datasearch/ datasearch.cfm</a>                     | 70,944  | 21.06% |
| 3.  | <a href="http://www.tad.org/Datasearch/re_location_search.cfm">http:// www.tad.org/<br/>Datasearch/<br/>re_location_search.cfm</a> | 19,271  | 5.72%  |
| 4.  | <a href="http://www.tad.org/Datasearch/re.cfm">http:// www.tad.org/<br/>Datasearch/ re.cfm</a>                                     | 14,055  | 4.17%  |
| 5.  | <a href="http://www.tad.org/Datasearch/relocation.cfm">http:// www.tad.org/<br/>Datasearch/ relocation.cfm</a>                     | 6,498   | 1.93%  |
| 6.  | <a href="http://www.tad.org/Datasearch/re_owner_search.cfm">http:// www.tad.org/<br/>Datasearch/<br/>re_owner_search.cfm</a>       | 5,890   | 1.75%  |
| 7.  | <a href="http://www.tad.org/Datasearch/datasearch.htm">http:// www.tad.org/<br/>Datasearch/ datasearch.htm</a>                     | 4,585   | 1.36%  |
| 8.  | <a href="http://www.tad.org/robots.txt">http:// www.tad.org/ robots.txt</a>  | 3,851   | 1.14%  |
| 9.  | <a href="http://www.tad.org/Datasearch/re_powner.cfm">http:// www.tad.org/<br/>Datasearch/ re_powner.cfm</a>                       | 3,751   | 1.11%  |
| 10. |  | 2,937   | 0.87%  |

|     |   |                |                |
|-----|---|----------------|----------------|
|     | <a href="http://www.tad.org/Datasearch/reowner.cfm">http://www.tad.org/Datasearch/reowner.cfm</a>                       |                |                |
| 11. | <a href="http://www.tad.org/Datasearch/geo.cfm">http://www.tad.org/Datasearch/geo.cfm</a>                               | 1,805          | 0.54%          |
| 12. | <a href="http://www.tad.org/Classes/cfm/o/reentryproc.cfm">http://www.tad.org/Classes/cfm/o/reentryproc.cfm</a>         | 1,029          | 0.31%          |
| 13. | <a href="http://www.tad.org/Datasearch/reentry.cfm">http://www.tad.org/Datasearch/reentry.cfm</a>                       | 1,007          | 0.30%          |
| 14. | <a href="http://www.tad.org/Datasearch/re_encrypt.cfm">http://www.tad.org/Datasearch/re_encrypt.cfm</a>                 | 981            | 0.29%          |
| 15. | <a href="http://www.tad.org/Datasearch/reprintablePDF.cfm">http://www.tad.org/Datasearch/reprintablePDF.cfm</a>         | 846            | 0.25%          |
| 16. | <a href="http://www.tad.org/Datasearch/geoentry.cfm">http://www.tad.org/Datasearch/geoentry.cfm</a>                     | 814            | 0.24%          |
| 17. | <a href="http://www.tad.org/WebPages/taxRates.cfm">http://www.tad.org/WebPages/taxRates.cfm</a>                         | 761            | 0.23%          |
| 18. | <a href="http://www.tad.org/MapIndex/ndxall.htm">http://www.tad.org/MapIndex/ndxall.htm</a>                             | 745            | 0.22%          |
| 19. | <a href="http://www.tad.org/Datasearch/subdivision_search.cfm">http://www.tad.org/Datasearch/subdivision_search.cfm</a> | 483            | 0.14%          |
| 20. | <a href="http://www.tad.org/webpages/formsappsetc.cfm">http://www.tad.org/webpages/formsappsetc.cfm</a>                 | 453            | 0.13%          |
|     | <b>Subtotal</b>   | <b>325,613</b> | <b>96.67%</b>  |
|     | <b>Other</b>  | <b>11,214</b>  | <b>3.33%</b>   |
|     | <b>Total</b>  | <b>336,827</b> | <b>100.00%</b> |

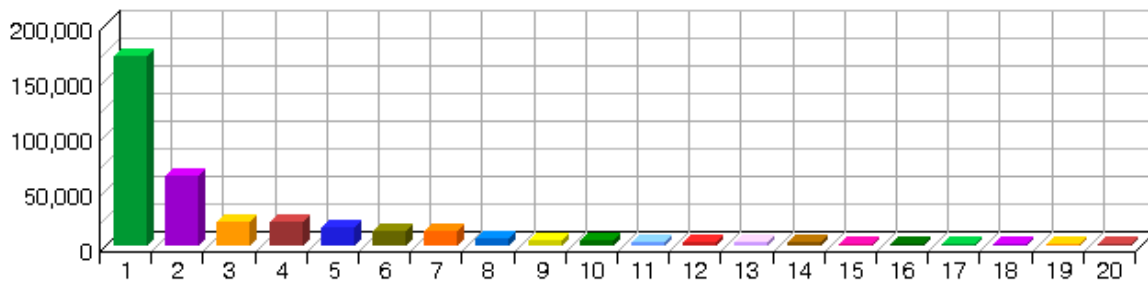
# Top Entry Files

This report identifies the first hit from a visitor visiting your site. This is most likely the home page but, in some cases it may also be specific URLs that visitors enter to go directly to a particular file or page.

**Top Entry Files Trend**



**Top Entry Files**



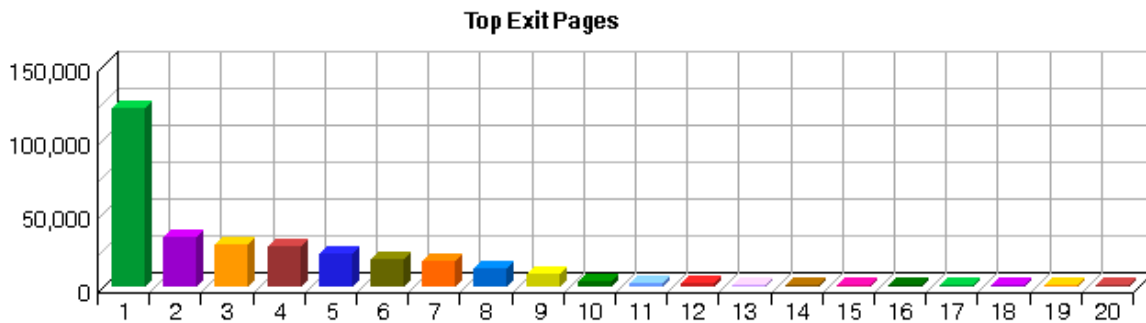
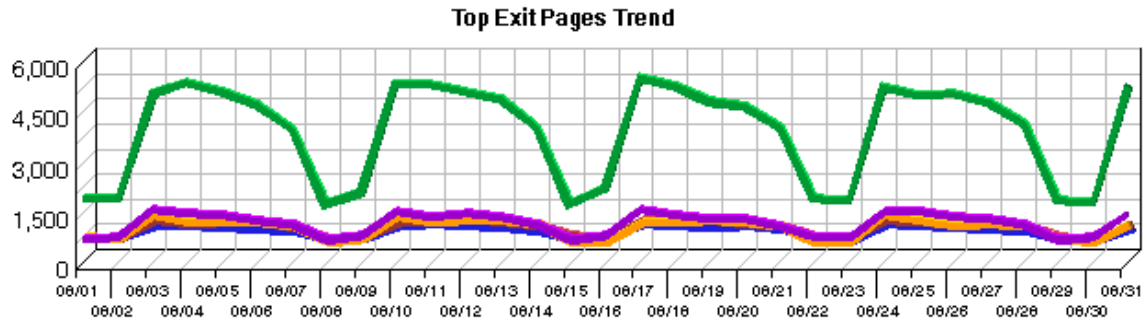
**Top Entry Files**

| Files  | Visits  | %      |
|--|---------|--------|
| 1. <a href="http://www.tad.org/">http://www.tad.org/</a>   | 170,993 | 44.40% |
| 2. <a href="http://www.tad.org/Datasearch/datasearch.cfm">http://www.tad.org/Datasearch/datasearch.cfm</a>                 | 62,520  | 16.23% |
| 3. <a href="http://www.tad.org/WebPages/TADWeb.css">http://www.tad.org/WebPages/TADWeb.css</a>                             | 22,101  | 5.74%  |
| 4. <a href="http://www.tad.org/tad.ico">http://www.tad.org/tad.ico</a>   | 21,404  | 5.56%  |
| 5. <a href="http://www.tad.org/Datasearch/re_location_search.cfm">http://www.tad.org/Datasearch/re_location_search.cfm</a> | 16,254  | 4.22%  |
| 6. <a href="http://www.tad.org/Datasearch/re.cfm">http://www.tad.org/Datasearch/re.cfm</a>                                 | 13,182  | 3.42%  |
| 7. <a href="http://www.tad.org/favicon.ico">http://www.tad.org/favicon.ico</a>   | 13,049  | 3.39%  |
| 8. <a href="http://www.tad.org/Datasearch/relocation.cfm">http://www.tad.org/Datasearch/relocation.cfm</a>                 | 6,068   | 1.58%  |
| 9. <a href="http://www.tad.org/Datasearch/datasearch.htm">http://www.tad.org/Datasearch/datasearch.htm</a>                 | 4,561   | 1.18%  |
| 10. <a href="http://www.tad.org/Datasearch/re_owner_search.cfm">http://www.tad.org/Datasearch/re_owner_search.cfm</a>      | 4,335   | 1.13%  |
| 11. <a href="http://www.tad.org/robots.txt">http://www.tad.org/robots.txt</a>  | 3,842   | 1.00%  |
| 12. <a href="http://www.tad.org/Datasearch/re_powner.cfm">http://www.tad.org/Datasearch/re_powner.cfm</a>                  | 3,613   | 0.94%  |
| 13. <a href="http://www.tad.org/Datasearch/TADWebDatasearch.css">http://www.tad.org/Datasearch/TADWebDatasearch.css</a>    | 3,275   | 0.85%  |
| 14. <a href="http://www.tad.org/Datasearch/reowner.cfm">http://www.tad.org/Datasearch/reowner.cfm</a>                      | 2,748   | 0.71%  |
| 15. <a href="http://www.tad.org/Default.aspx">http://www.tad.org/Default.aspx</a>  | 1,794   | 0.47%  |
| 16. <a href="http://www.tad.org/images/TAD-Logo.jpg">http://www.tad.org/images/TAD-Logo.jpg</a>                            | 1,762   | 0.46%  |
| 17. <a href="http://www.tad.org/Datasearch/geo.cfm">http://www.tad.org/Datasearch/geo.cfm</a>                              | 1,595   | 0.41%  |

|     |   |                |                |
|-----|---|----------------|----------------|
| 18. | <a href="http://www.tad.org/images/ov1.gif">http://www.tad.org/images/ov1.gif</a>                               | 1,366          | 0.35%          |
| 19. | <a href="http://www.tad.org/Classes/cfm/o/reentryproc.cfm">http://www.tad.org/Classes/cfm/o/reentryproc.cfm</a> | 995            | 0.26%          |
| 20. | <a href="http://www.tad.org/Datasearch/re_encrypt.cfm">http://www.tad.org/Datasearch/re_encrypt.cfm</a>         | 977            | 0.25%          |
|     | <b>Subtotal</b>   | <b>356,434</b> | <b>92.54%</b>  |
|     | <b>Other</b>  | <b>28,726</b>  | <b>7.46%</b>   |
|     | <b>Total</b>  | <b>385,160</b> | <b>100.00%</b> |

# Top Exit Pages

This report identifies the last page visitors viewed before they left your site.



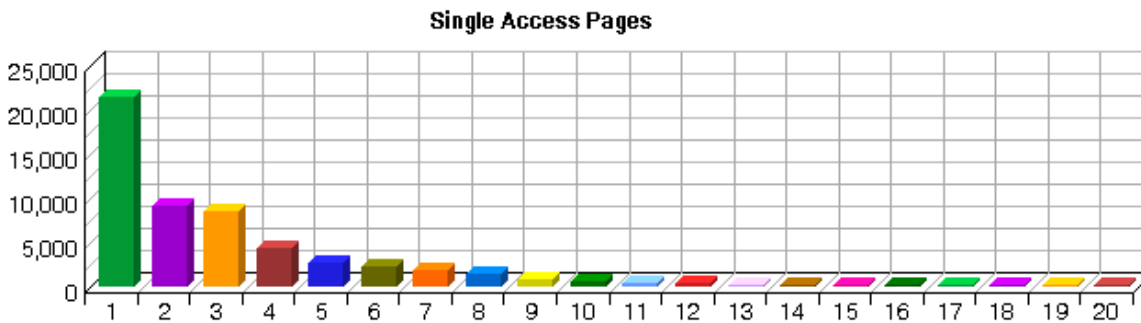
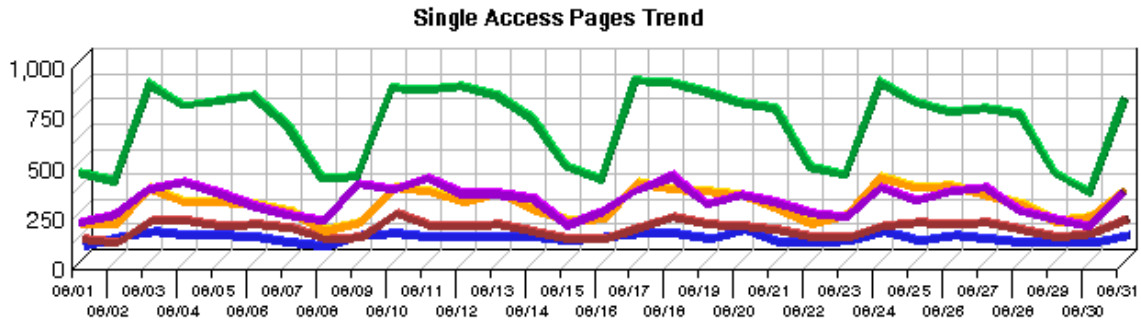
**Top Exit Pages**

|     | Pages   | Visits  | %      |
|-----|---|---------|--------|
| 1.  | <a href="http://www.tad.org/Datasearch/re.cfm">http://www.tad.org/Datasearch/re.cfm</a>                                 | 121,286 | 36.01% |
| 2.  | <a href="http://www.tad.org/Datasearch/re_powner.cfm">http://www.tad.org/Datasearch/re_powner.cfm</a>                   | 34,041  | 10.11% |
| 3.  | <a href="http://www.tad.org/Datasearch/relocation.cfm">http://www.tad.org/Datasearch/relocation.cfm</a>                 | 28,812  | 8.55%  |
| 4.  | <a href="http://www.tad.org/">http://www.tad.org/</a>   | 27,539  | 8.18%  |
| 5.  | <a href="http://www.tad.org/Datasearch/reowner.cfm">http://www.tad.org/Datasearch/reowner.cfm</a>                       | 23,070  | 6.85%  |
| 6.  | <a href="http://www.tad.org/Datasearch/datasearch.cfm">http://www.tad.org/Datasearch/datasearch.cfm</a>                 | 18,590  | 5.52%  |
| 7.  | <a href="http://www.tad.org/Datasearch/re_location_search.cfm">http://www.tad.org/Datasearch/re_location_search.cfm</a> | 17,387  | 5.16%  |
| 8.  | <a href="http://www.tad.org/datasearch/reprintablePDF.cfm">http://www.tad.org/datasearch/reprintablePDF.cfm</a>         | 12,099  | 3.59%  |
| 9.  | <a href="http://www.tad.org/Datasearch/re_owner_search.cfm">http://www.tad.org/Datasearch/re_owner_search.cfm</a>       | 8,491   | 2.52%  |
| 10. |   | 4,036   | 1.20%  |

|     |   |                |                |
|-----|---|----------------|----------------|
|     | <a href="http://www.tad.org/Datasearch/geo.cfm">http://www.tad.org/Datasearch/geo.cfm</a>                       |                |                |
| 11. | <a href="http://www.tad.org/robots.txt">http://www.tad.org/robots.txt</a>                                       | 2,615          | 0.78%          |
| 12. | <a href="http://www.tad.org/Datasearch/exemptionRates.cfm">http://www.tad.org/Datasearch/exemptionRates.cfm</a> | 2,360          | 0.70%          |
| 13. | <a href="http://www.tad.org/datasearch/bpp.cfm">http://www.tad.org/datasearch/bpp.cfm</a>                       | 1,855          | 0.55%          |
| 14. | <a href="http://www.tad.org/WebPages/links_cad.cfm">http://www.tad.org/WebPages/links_cad.cfm</a>               | 1,629          | 0.48%          |
| 15. | <a href="http://www.tad.org/Classes/cfm/o/reentryproc.cfm">http://www.tad.org/Classes/cfm/o/reentryproc.cfm</a> | 1,355          | 0.40%          |
| 16. | <a href="http://www.tad.org/WebPages/2008_tax_rates.htm">http://www.tad.org/WebPages/2008_tax_rates.htm</a>     | 1,177          | 0.35%          |
| 17. | <a href="http://www.tad.org/Datasearch/resiclass.cfm">http://www.tad.org/Datasearch/resiclass.cfm</a>           | 1,162          | 0.35%          |
| 18. | <a href="http://www.tad.org/MapIndex/map.cfm">http://www.tad.org/MapIndex/map.cfm</a>                           | 984            | 0.29%          |
| 19. | <a href="http://www.tad.org/Datasearch/reentry.cfm">http://www.tad.org/Datasearch/reentry.cfm</a>               | 872            | 0.26%          |
| 20. | <a href="http://www.tad.org/webpages/formsappsetc.cfm">http://www.tad.org/webpages/formsappsetc.cfm</a>         | 833            | 0.25%          |
|     | <b>Subtotal</b>   | <b>310,193</b> | <b>92.10%</b>  |
|     | <b>Other</b>  | <b>26,601</b>  | <b>7.90%</b>   |
|     | <b>Total</b>  | <b>336,794</b> | <b>100.00%</b> |

# Single Access Pages

This report identifies the pages on your web site that visitors open, then exit from, without viewing any other page.



**Single Access Pages**

|     | Pages  | Visits | %      |
|-----|--|--------|--------|
| 1.  | <a href="http://www.tad.org/">http:// www.tad.org/</a>   | 21,368 | 34.82% |
| 2.  | <a href="http://www.tad.org/Datasearch/re.cfm">http:// www.tad.org/<br/>Datasearch/ re.cfm</a>                                     | 9,190  | 14.97% |
| 3.  | <a href="http://www.tad.org/Datasearch/datasearch.cfm">http:// www.tad.org/<br/>Datasearch/ datasearch.cfm</a>                     | 8,539  | 13.91% |
| 4.  | <a href="http://www.tad.org/Datasearch/re_location_search.cfm">http:// www.tad.org/<br/>Datasearch/<br/>re_location_search.cfm</a> | 4,426  | 7.21%  |
| 5.  | <a href="http://www.tad.org/Datasearch/re_powner.cfm">http:// www.tad.org/<br/>Datasearch/ re_powner.cfm</a>                       | 2,789  | 4.54%  |
| 6.  | <a href="http://www.tad.org/robots.txt">http:// www.tad.org/ robots.txt</a>  | 2,387  | 3.89%  |
| 7.  | <a href="http://www.tad.org/Datasearch/re_owner_search.cfm">http:// www.tad.org/<br/>Datasearch/<br/>re_owner_search.cfm</a>       | 1,914  | 3.12%  |
| 8.  | <a href="http://www.tad.org/Datasearch/relocation.cfm">http:// www.tad.org/<br/>Datasearch/ relocation.cfm</a>                     | 1,432  | 2.33%  |
| 9.  | <a href="http://www.tad.org/Datasearch/reowner.cfm">http:// www.tad.org/<br/>Datasearch/ reowner.cfm</a>                           | 793    | 1.29%  |
| 10. | <a href="http://www.tad.org/datasearch/reprintablePDF.cfm">http:// www.tad.org/<br/>datasearch/<br/>reprintablePDF.cfm</a>         | 562    | 0.92%  |

|     |   |               |                |
|-----|---|---------------|----------------|
| 11. | <a href="http://www.tad.org/Datasearch/geo.cfm">http://www.tad.org/Datasearch/geo.cfm</a>                       | 434           | 0.71%          |
| 12. | <a href="http://www.tad.org/Datasearch/datasearch.htm">http://www.tad.org/Datasearch/datasearch.htm</a>         | 354           | 0.58%          |
| 13. | <a href="http://www.tad.org/WebPages/links_cad.cfm">http://www.tad.org/WebPages/links_cad.cfm</a>               | 303           | 0.49%          |
| 14. | <a href="http://www.tad.org/WebPages/mineralfaq.cfm">http://www.tad.org/WebPages/mineralfaq.cfm</a>             | 206           | 0.34%          |
| 15. | <a href="http://www.tad.org/Datasearch/reentry.cfm">http://www.tad.org/Datasearch/reentry.cfm</a>               | 194           | 0.32%          |
| 16. | <a href="http://www.tad.org/WebPages/employment.cfm">http://www.tad.org/WebPages/employment.cfm</a>             | 192           | 0.31%          |
| 17. | <a href="http://www.tad.org/webpages/formsappsetc.cfm">http://www.tad.org/webpages/formsappsetc.cfm</a>         | 191           | 0.31%          |
| 18. | <a href="http://www.tad.org/WebPages/taxrates.cfm">http://www.tad.org/WebPages/taxrates.cfm</a>                 | 191           | 0.31%          |
| 19. | <a href="http://www.tad.org/MapIndex/ndxall.htm">http://www.tad.org/MapIndex/ndxall.htm</a>                     | 179           | 0.29%          |
| 20. | <a href="http://www.tad.org/Datasearch/exemptionRates.cfm">http://www.tad.org/Datasearch/exemptionRates.cfm</a> | 171           | 0.28%          |
|     | <b>Subtotal</b>   | <b>55,815</b> | <b>90.94%</b>  |
|     | <b>Other</b>  | <b>5,559</b>  | <b>9.06%</b>   |
|     | <b>Total</b>  | <b>61,374</b> | <b>100.00%</b> |

# Top Paths Through Site

This report tracks visitor activity beginning with their entry page into the site—the first page they open—then all subsequent pages during their visit. The default definition for a page in this context is defined as a document ending with the extension .htm, .html, or .asp. This definition can be changed by the system administrator.

## Top Paths Through Site

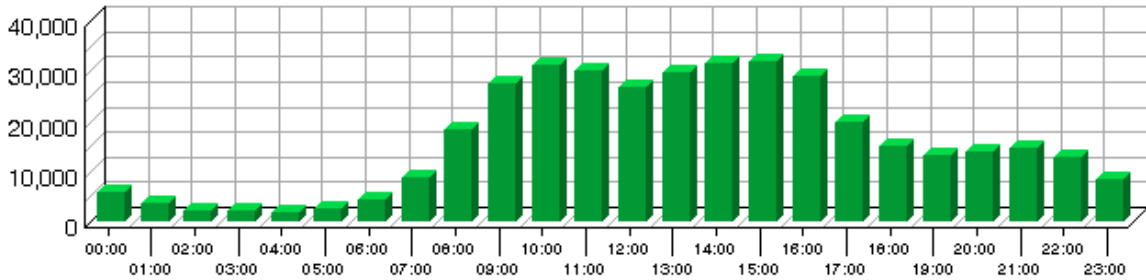
| Starting Page  | Paths from Start   | Visits | %      |
|--|--|--------|--------|
| All Entry Pages  |  | 48,071 | 14.27% |
|  | 1. <a href="http://www.tad.org/">http://www.tad.org/</a>   |        |        |
|  | 2. <a href="http://www.tad.org/Datasearch/datasearch.cfm">http://www.tad.org/Datasearch/datasearch.cfm</a>                 |        |        |
|  | 3. <a href="http://www.tad.org/Datasearch/re_location_search.cfm">http://www.tad.org/Datasearch/re_location_search.cfm</a> |        |        |
|  | 4. <a href="http://www.tad.org/Datasearch/relocation.cfm">http://www.tad.org/Datasearch/relocation.cfm</a>                 |        |        |
|  | 5. <a href="http://www.tad.org/Datasearch/re.cfm">http://www.tad.org/Datasearch/re.cfm</a>                                 |        |        |
|  |  | 26,091 | 7.75%  |
|  | 1. <a href="http://www.tad.org/">http://www.tad.org/</a>   |        |        |
|  | 2. <a href="http://www.tad.org/Datasearch/datasearch.cfm">http://www.tad.org/Datasearch/datasearch.cfm</a>                 |        |        |
|  | 3. <a href="http://www.tad.org/Datasearch/re_owner_search.cfm">http://www.tad.org/Datasearch/re_owner_search.cfm</a>       |        |        |
| 4. <a href="http://www.tad.org/Datasearch/reowner.cfm">http://www.tad.org/Datasearch/reowner.cfm</a>                       |  |        |        |
| 5. <a href="http://www.tad.org/Datasearch/re.cfm">http://www.tad.org/Datasearch/re.cfm</a>                                 |  |        |        |
|  | 24,797   | 7.36%  |        |
| 1. <a href="http://www.tad.org/">http://www.tad.org/</a>   |  |        |        |
|  | 15,049   | 4.47%  |        |
| 1. <a href="http://www.tad.org/">http://www.tad.org/</a>   |  |        |        |
| 2. <a href="http://www.tad.org/Datasearch/datasearch.cfm">http://www.tad.org/Datasearch/datasearch.cfm</a>                 |  |        |        |
| 3. <a href="http://www.tad.org/Datasearch/re_location_search.cfm">http://www.tad.org/Datasearch/re_location_search.cfm</a> |  |        |        |
| 4. <a href="http://www.tad.org/Datasearch/relocation.cfm">http://www.tad.org/Datasearch/relocation.cfm</a>                 |  |        |        |
| 5. <a href="http://www.tad.org/Datasearch/re_location_search.cfm">http://www.tad.org/Datasearch/re_location_search.cfm</a> |  |        |        |
|  | 12,979   | 3.85%  |        |
| 1. <a href="http://www.tad.org/">http://www.tad.org/</a>   |  |        |        |
| 2. <a href="http://www.tad.org/Datasearch/datasearch.cfm">http://www.tad.org/Datasearch/datasearch.cfm</a>                 |  |        |        |
| 3. <a href="http://www.tad.org/Datasearch/re_location_search.cfm">http://www.tad.org/Datasearch/re_location_search.cfm</a> |  |        |        |
| 4. <a href="http://www.tad.org/Datasearch/re.cfm">http://www.tad.org/Datasearch/re.cfm</a>                                 |  |        |        |
| 5. <a href="http://www.tad.org/Datasearch/relocation.cfm">http://www.tad.org/Datasearch/relocation.cfm</a>                 |  |        |        |
|  | 10,932   | 3.25%  |        |
| 1. <a href="http://www.tad.org/Datasearch/re.cfm">http://www.tad.org/Datasearch/re.cfm</a>                                 |  |        |        |
|  | 10,299   | 3.06%  |        |
| 1. <a href="http://www.tad.org/Datasearch/datasearch.cfm">http://www.tad.org/Datasearch/datasearch.cfm</a>                 |  |        |        |
|  | 9,113  | 2.71%  |        |
| 1. <a href="http://www.tad.org/">http://www.tad.org/</a>   |  |        |        |
| 2. <a href="http://www.tad.org/Datasearch/datasearch.cfm">http://www.tad.org/Datasearch/datasearch.cfm</a>                 |  |        |        |
| 3. <a href="http://www.tad.org/Datasearch/re_owner_search.cfm">http://www.tad.org/Datasearch/re_owner_search.cfm</a>       |  |        |        |
| 4. <a href="http://www.tad.org/Datasearch/reowner.cfm">http://www.tad.org/Datasearch/reowner.cfm</a>                       |  |        |        |
| 5. <a href="http://www.tad.org/Datasearch/re_owner_search.cfm">http://www.tad.org/Datasearch/re_owner_search.cfm</a>       |  |        |        |
|  | 7,379  | 2.19%  |        |
| 1. <a href="http://www.tad.org/Datasearch/datasearch.cfm">http://www.tad.org/Datasearch/datasearch.cfm</a>                 |  |        |        |
| 2. <a href="http://www.tad.org/Datasearch/re_location_search.cfm">http://www.tad.org/Datasearch/re_location_search.cfm</a> |  |        |        |
| 3. <a href="http://www.tad.org/Datasearch/relocation.cfm">http://www.tad.org/Datasearch/relocation.cfm</a>                 |  |        |        |
| 4. <a href="http://www.tad.org/Datasearch/re.cfm">http://www.tad.org/Datasearch/re.cfm</a>                                 |  |        |        |

|  |       |       |
|--|-------|-------|
| 1. <a href="http://www.tad.org/Datasearch/re_location_search.cfm">http://www.tad.org/Datasearch/re_location_search.cfm</a> | 5,431 | 1.61% |
|  | 5,338 | 1.58% |
| 1. <a href="http://www.tad.org/">http://www.tad.org/</a>   |       |       |
| 2. <a href="http://www.tad.org/Datasearch/datasearch.cfm">http://www.tad.org/Datasearch/datasearch.cfm</a>                 |       |       |
| 3. <a href="http://www.tad.org/Datasearch/re_owner_search.cfm">http://www.tad.org/Datasearch/re_owner_search.cfm</a>       |       |       |
| 4. <a href="http://www.tad.org/Datasearch/reowner.cfm">http://www.tad.org/Datasearch/reowner.cfm</a>                       |       |       |
|  | 4,985 | 1.48% |
| 1. <a href="http://www.tad.org/Datasearch/datasearch.cfm">http://www.tad.org/Datasearch/datasearch.cfm</a>                 |       |       |
| 2. <a href="http://www.tad.org/Datasearch/re_location_search.cfm">http://www.tad.org/Datasearch/re_location_search.cfm</a> |       |       |
| 3. <a href="http://www.tad.org/Datasearch/relocation.cfm">http://www.tad.org/Datasearch/relocation.cfm</a>                 |       |       |
| 4. <a href="http://www.tad.org/Datasearch/re_location_search.cfm">http://www.tad.org/Datasearch/re_location_search.cfm</a> |       |       |
| 5. <a href="http://www.tad.org/Datasearch/relocation.cfm">http://www.tad.org/Datasearch/relocation.cfm</a>                 |       |       |
|  | 4,074 | 1.21% |
| 1. <a href="http://www.tad.org/Datasearch/datasearch.cfm">http://www.tad.org/Datasearch/datasearch.cfm</a>                 |       |       |
| 2. <a href="http://www.tad.org/Datasearch/re_location_search.cfm">http://www.tad.org/Datasearch/re_location_search.cfm</a> |       |       |
| 3. <a href="http://www.tad.org/Datasearch/relocation.cfm">http://www.tad.org/Datasearch/relocation.cfm</a>                 |       |       |
| 4. <a href="http://www.tad.org/Datasearch/re.cfm">http://www.tad.org/Datasearch/re.cfm</a>                                 |       |       |
| 5. <a href="http://www.tad.org/Datasearch/re_powner.cfm">http://www.tad.org/Datasearch/re_powner.cfm</a>                   |       |       |
|  | 3,528 | 1.05% |
| 1. <a href="http://www.tad.org/Datasearch/datasearch.cfm">http://www.tad.org/Datasearch/datasearch.cfm</a>                 |       |       |
| 2. <a href="http://www.tad.org/Datasearch/re_owner_search.cfm">http://www.tad.org/Datasearch/re_owner_search.cfm</a>       |       |       |
| 3. <a href="http://www.tad.org/Datasearch/reowner.cfm">http://www.tad.org/Datasearch/reowner.cfm</a>                       |       |       |
| 4. <a href="http://www.tad.org/Datasearch/re.cfm">http://www.tad.org/Datasearch/re.cfm</a>                                 |       |       |
|  | 3,130 | 0.93% |
| 1. <a href="http://www.tad.org/Datasearch/re_location_search.cfm">http://www.tad.org/Datasearch/re_location_search.cfm</a> |       |       |
| 2. <a href="http://www.tad.org/Datasearch/relocation.cfm">http://www.tad.org/Datasearch/relocation.cfm</a>                 |       |       |
| 3. <a href="http://www.tad.org/Datasearch/re.cfm">http://www.tad.org/Datasearch/re.cfm</a>                                 |       |       |
|  | 3,060 | 0.91% |
| 1. <a href="http://www.tad.org/Datasearch/re_powner.cfm">http://www.tad.org/Datasearch/re_powner.cfm</a>                   |       |       |
|  | 2,934 | 0.87% |
| 1. <a href="http://www.tad.org/Datasearch/datasearch.cfm">http://www.tad.org/Datasearch/datasearch.cfm</a>                 |       |       |
| 2. <a href="http://www.tad.org/Datasearch/re_owner_search.cfm">http://www.tad.org/Datasearch/re_owner_search.cfm</a>       |       |       |
| 3. <a href="http://www.tad.org/Datasearch/reowner.cfm">http://www.tad.org/Datasearch/reowner.cfm</a>                       |       |       |
| 4. <a href="http://www.tad.org/Datasearch/re_owner_search.cfm">http://www.tad.org/Datasearch/re_owner_search.cfm</a>       |       |       |
| 5. <a href="http://www.tad.org/Datasearch/reowner.cfm">http://www.tad.org/Datasearch/reowner.cfm</a>                       |       |       |
|  | 2,564 | 0.76% |
| 1. <a href="http://www.tad.org/robots.txt">http://www.tad.org/robots.txt</a>   |       |       |
|  | 2,482 | 0.74% |
| 1. <a href="http://www.tad.org/">http://www.tad.org/</a>   |       |       |
| 2. <a href="http://www.tad.org/Datasearch/datasearch.cfm">http://www.tad.org/Datasearch/datasearch.cfm</a>                 |       |       |
| 3. <a href="http://www.tad.org/Datasearch/re_owner_search.cfm">http://www.tad.org/Datasearch/re_owner_search.cfm</a>       |       |       |
| 4. <a href="http://www.tad.org/Datasearch/reowner.cfm">http://www.tad.org/Datasearch/reowner.cfm</a>                       |       |       |
| 5. <a href="http://www.tad.org/Datasearch/datasearch.cfm">http://www.tad.org/Datasearch/datasearch.cfm</a>                 |       |       |
|  | 2,466 | 0.73% |
| 1. <a href="http://www.tad.org/Datasearch/relocation.cfm">http://www.tad.org/Datasearch/relocation.cfm</a>                 |       |       |

# Activity Dashboard

This displays key graphs and tables that provide an overview of the Activity chapter. Click on the title of a graph or table to navigate to the corresponding page.

**Visits by Hour of the Day**



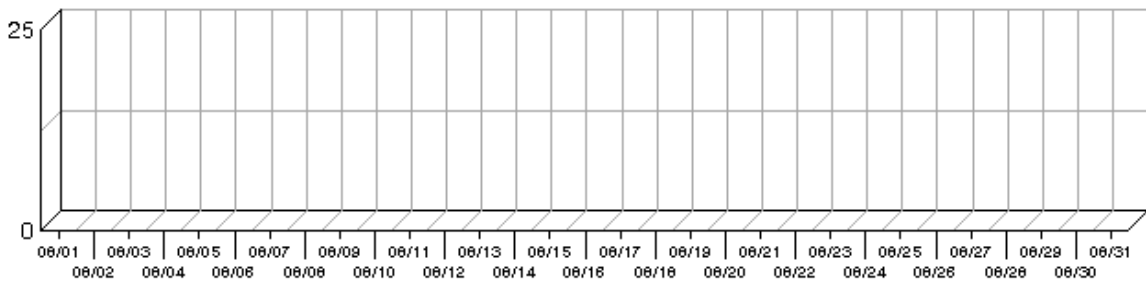
**Most Active Summary**

|                                    |                 |
|------------------------------------|-----------------|
| Most Active Date                   | August 24, 2009 |
| Number of Hits on Most Active Date | 494,197         |
| Most Active Day of the Week        | Mon             |
| Most Active Hour of the Day        | 15:00–15:59     |

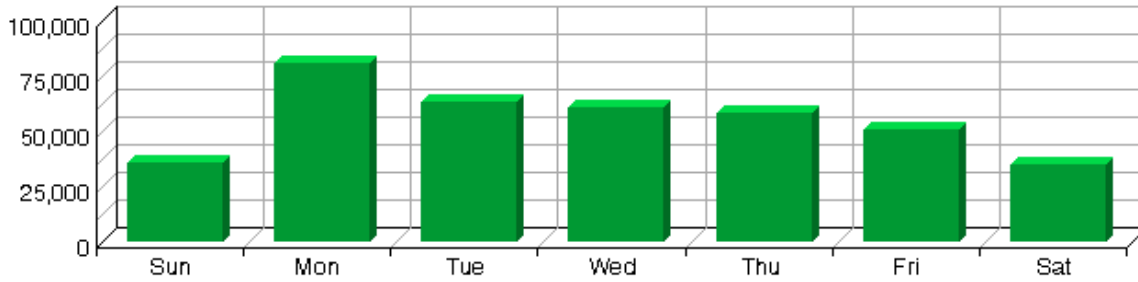
**Activity on Weekdays Summary**

|   |           |
|---|-----------|
| Total Hits Weekdays                                 | 9,309,181 |
| Total Visits Weekdays                               | 313,694   |
| Average Number of <b>Visits</b> per day on Weekdays | 14,937    |
| Average Number of <b>Hits</b> per day on Weekdays   | 443,294   |

**Average Time to Serve Pages**



**Visits by Day of the Week**



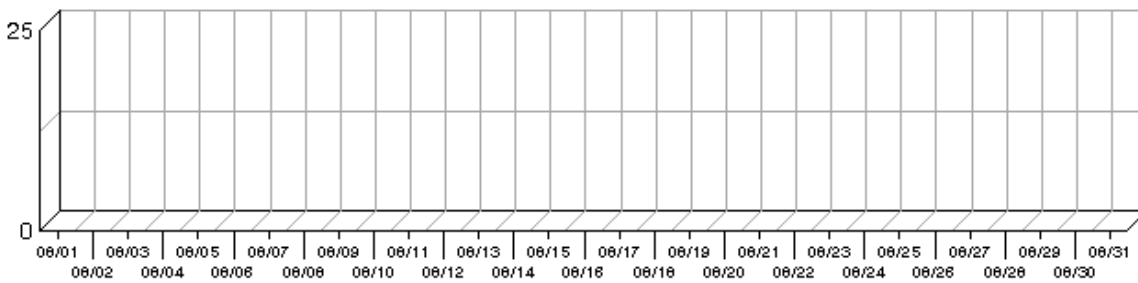
**Least Active Summary**

|                                     |                 |
|-------------------------------------|-----------------|
| Least Active Date                   | August 09, 2009 |
| Number of Hits on Least Active Date | 170,468         |
| Least Active Day of the Week        | Sun             |
| Least Active Hour of the Day        | 03:00–03:59     |

**Activity on Weekends Summary**

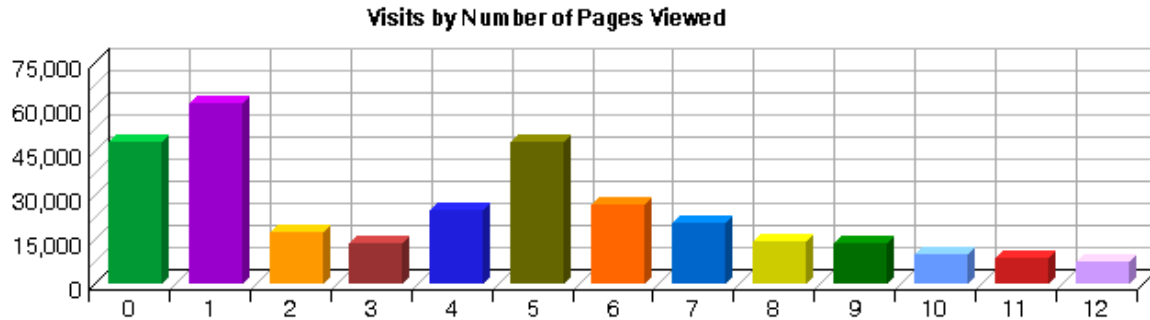
|   |           |
|---|-----------|
| Total Hits Weekend                          | 1,993,685 |
| Total Visits Weekend                        | 71,466    |
| Average Number of <b>Visits</b> per Weekend | 14,293    |
| Average Number of <b>Hits</b> per Weekend   | 398,737   |

**Bandwidth: Kbytes Transferred Trend**



# Visits by Number of Pages Viewed

This report shows you how many times visitors viewed one page, how many viewed two pages, etc.



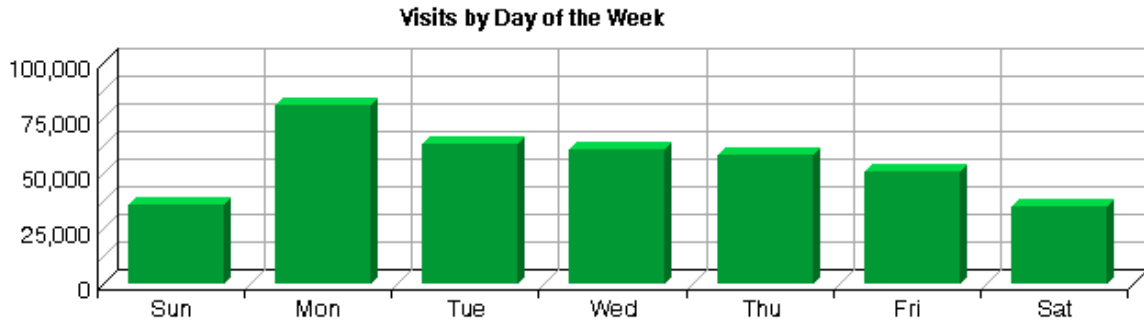
**Visits by Number of Pages Viewed**

| Number of Pages Viewed | Visits         | %              |
|------------------------|----------------|----------------|
| 0                      | 48,330         | 12.55%         |
| 1                      | 61,374         | 15.94%         |
| 2                      | 17,189         | 4.46%          |
| 3                      | 14,002         | 3.64%          |
| 4                      | 24,712         | 6.42%          |
| 5                      | 48,079         | 12.48%         |
| 6                      | 26,729         | 6.94%          |
| 7                      | 20,601         | 5.35%          |
| 8                      | 14,113         | 3.66%          |
| 9                      | 13,607         | 3.53%          |
| 10                     | 10,201         | 2.65%          |
| 11                     | 9,040          | 2.35%          |
| 12                     | 7,368          | 1.91%          |
| <b>Subtotal</b>        | <b>315,345</b> | <b>81.88%</b>  |
| <b>Other</b>           | <b>69,779</b>  | <b>18.12%</b>  |
| <b>Total</b>           | <b>385,124</b> | <b>100.00%</b> |



# Visits by Day of the Week

This report shows the activity for each day of the week within the reporting period. Unsuccessful hits are not included.



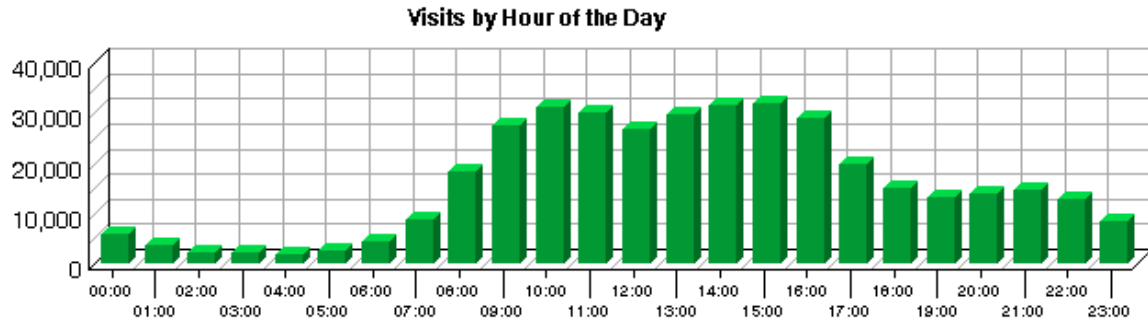
Visits by Day of the Week

| Day                   | Visits         | %              |
|-----------------------|----------------|----------------|
| Sun                   | 36,208         | 9.40%          |
| Mon                   | 80,988         | 21.03%         |
| Tue                   | 63,178         | 16.40%         |
| Wed                   | 60,910         | 15.81%         |
| Thu                   | 58,040         | 15.07%         |
| Fri                   | 50,578         | 13.13%         |
| Sat                   | 35,258         | 9.15%          |
| <b>Total Weekend</b>  | <b>71,466</b>  | <b>18.55%</b>  |
| <b>Total Weekdays</b> | <b>313,694</b> | <b>81.45%</b>  |
| <b>Total</b>          | <b>385,160</b> | <b>100.00%</b> |



# Visits by Hour of the Day

This report shows activity for each hour of the day. It also shows the most and the least active hours of the day for the report period.



Visits by Hour of the Day

| Hour  | Visits         | %             |
|---|----------------|---------------|
| 00:00   | 5,695          | 1.48%         |
| 01:00   | 3,567          | 0.93%         |
| 02:00   | 2,289          | 0.59%         |
| 03:00   | 2,223          | 0.58%         |
| 04:00   | 1,962          | 0.51%         |
| 05:00   | 2,491          | 0.65%         |
| 06:00   | 4,296          | 1.12%         |
| 07:00   | 8,749          | 2.27%         |
| 08:00   | 18,358         | 4.77%         |
| 09:00   | 27,624         | 7.17%         |
| 10:00   | 31,026         | 8.06%         |
| 11:00   | 30,143         | 7.83%         |
| 12:00   | 26,683         | 6.93%         |
| 13:00   | 29,694         | 7.71%         |
| 14:00   | 31,580         | 8.20%         |
| 15:00   | 32,031         | 8.32%         |
| 16:00   | 28,827         | 7.48%         |
| 17:00   | 19,968         | 5.18%         |
| 18:00   | 15,087         | 3.92%         |
| 19:00   | 13,104         | 3.40%         |
| 20:00   | 13,886         | 3.61%         |
| 21:00   | 14,639         | 3.80%         |
| 22:00   | 12,724         | 3.30%         |
| 23:00   | 8,514          | 2.21%         |
| <b>Total Visits during Work Hours<br/>(8:00am–5:00pm)</b> | <b>255,966</b> | <b>66.46%</b> |

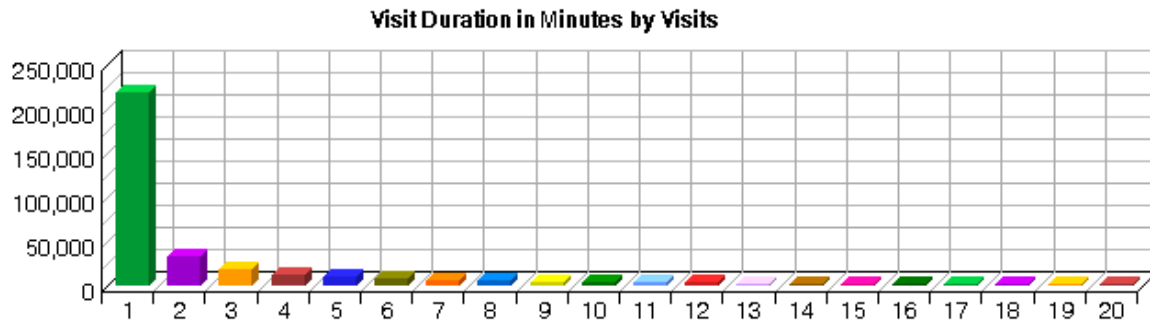
|  |                |                |
|--|----------------|----------------|
| <b>Total Visits during After Hours<br/>(5:01pm–7:59am)</b> | <b>129,194</b> | <b>33.54%</b>  |
| <b>Total</b>   | <b>385,160</b> | <b>100.00%</b> |

**Summary of Visits by Hour of the Day**

|                                     |             |
|-------------------------------------|-------------|
| <b>Most Active Hour of the Day</b>  | 15:00–15:59 |
| <b>Least Active Hour of the Day</b> | 04:00–04:59 |

# Visit Duration by Visits

This report shows the number and percentages of visits over selected visit lengths.



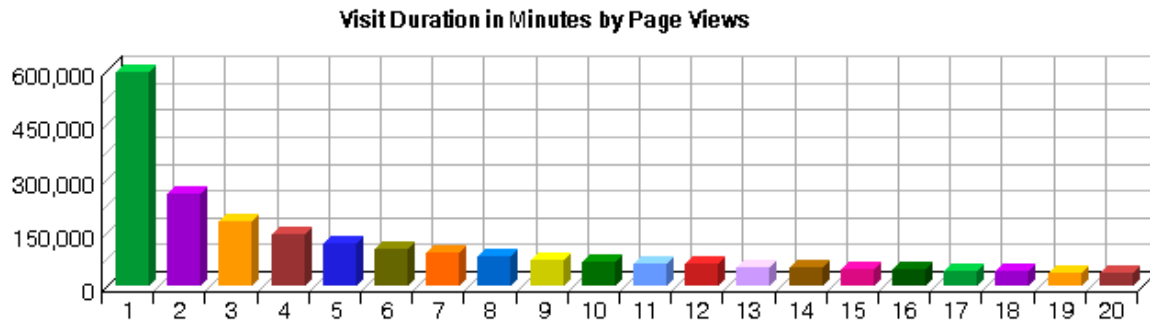
**Visit Duration by Visits**

| Visit Duration in Minutes | Visits         | %              |
|---------------------------|----------------|----------------|
| 0-1                       | 219,200        | 56.92%         |
| 1-2                       | 34,340         | 8.92%          |
| 2-3                       | 19,257         | 5.00%          |
| 3-4                       | 13,034         | 3.38%          |
| 4-5                       | 9,946          | 2.58%          |
| 5-6                       | 7,846          | 2.04%          |
| 6-7                       | 6,424          | 1.67%          |
| 7-8                       | 5,406          | 1.40%          |
| 8-9                       | 4,496          | 1.17%          |
| 9-10                      | 4,051          | 1.05%          |
| 10-11                     | 3,665          | 0.95%          |
| 11-12                     | 3,381          | 0.88%          |
| 12-13                     | 2,901          | 0.75%          |
| 13-14                     | 2,752          | 0.71%          |
| 14-15                     | 2,533          | 0.66%          |
| 15-16                     | 2,334          | 0.61%          |
| 16-17                     | 2,178          | 0.57%          |
| 17-18                     | 2,010          | 0.52%          |
| 18-19                     | 1,907          | 0.50%          |
| 19-20                     | 1,807          | 0.47%          |
| <b>Subtotal</b>           | <b>349,468</b> | <b>90.74%</b>  |
| <b>Other</b>              | <b>35,656</b>  | <b>9.26%</b>   |
| <b>Total</b>              | <b>385,124</b> | <b>100.00%</b> |



# Visit Duration by Page Views

This report shows the number and percentages of pages views over selected visit lengths.



**Visit Duration by Page Views**

| Visit Duration in Minutes | Views            | %              |
|---------------------------|------------------|----------------|
| 0-1                       | 593,217          | 12.18%         |
| 1-2                       | 258,155          | 5.30%          |
| 2-3                       | 180,155          | 3.70%          |
| 3-4                       | 142,485          | 2.93%          |
| 4-5                       | 119,878          | 2.46%          |
| 5-6                       | 103,270          | 2.12%          |
| 6-7                       | 92,242           | 1.89%          |
| 7-8                       | 79,859           | 1.64%          |
| 8-9                       | 70,071           | 1.44%          |
| 9-10                      | 66,007           | 1.36%          |
| 10-11                     | 61,743           | 1.27%          |
| 11-12                     | 59,035           | 1.21%          |
| 12-13                     | 51,846           | 1.06%          |
| 13-14                     | 50,040           | 1.03%          |
| 14-15                     | 45,574           | 0.94%          |
| 15-16                     | 44,760           | 0.92%          |
| 16-17                     | 42,087           | 0.86%          |
| 17-18                     | 39,758           | 0.82%          |
| 18-19                     | 38,401           | 0.79%          |
| 19-20                     | 35,837           | 0.74%          |
| <b>Subtotal</b>           | <b>2,174,420</b> | <b>44.66%</b>  |
| <b>Other</b>              | <b>2,694,919</b> | <b>55.34%</b>  |
| <b>Total</b>              | <b>4,869,339</b> | <b>100.00%</b> |

