



Tarrant Appraisal District

**Adopted Budget
For
2019**

August 10, 2018

Contents

	Page(s)
Governance/Administration	1
Total Budget Summary	2
Financing	3
Residential Appraisal Department Summary	4
BPP/Utilities/ Minerals Appraisal Department Summary	5
Commercial Appraisal Department Summary	6
Information Services Department Summary	7
Support Services Department Summary	8
Geographic Information Services Department Summary	9
ARB Support Department Summary	10
Administration Department Summary	11
General Operations Department Summary	12
Capital Outlay	13
Proposed Staff Positions	14
Proposed Pay Schedule	17 - 19
Benefit Summary	20
2019 Preliminary Tax Entity Budget Allocations	21 - 22

Governance / Administration

Board of Directors

Joe Potthoff - Chairman
John Molyneaux - Secretary
Mike Leyman
Mike O'Donnell
Mark Wood
Ron Wright

Executive Director/Chief Appraiser

Jeffery Law

Tarrant Appraisal District 2019 Budget Summaries

Tarrant Appraisal District (TAD) is a political subdivision of the State of Texas created effective January 1, 1980. The provisions of the Texas Property Tax Code govern the legal, statutory, and administrative requirements of the appraisal district. A five member Board of Directors, appointed by the taxing units within the boundaries of Tarrant County, constitutes the District's governing body. The Tarrant County assessor-collector also serves on the board but is a nonvoting member. The Chief Appraiser, appointed by the Board of Directors, is the chief administrator and chief executive officer of the appraisal district. The chief appraiser is allowed by law to delegate authority and appraisal responsibilities to his employees.

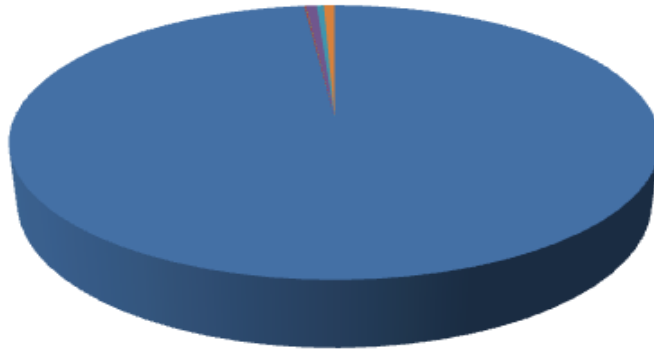
Tarrant Appraisal District (TAD) is responsible for local property tax appraisal and exemption administration for seventy-three jurisdictions or taxing units in the county. Each taxing unit, such as the county, a city, school district, municipal utility district, etc., sets its own tax rate to generate revenue to pay for such things as police and fire protection, public schools, road and street maintenance, courts, water and sewer systems, and other public services. Property appraisals are determined by the appraisal district and used by the taxing units to calculate and allocate the annual tax burden. TAD also administers and determines eligibility for various types of property tax exemptions that are authorized by state and local governments, such as those for homeowners, the elderly, disabled persons, disabled veterans, and charitable or religious organizations.

	2018	2019
Direct Salaries	\$ 14,309,986	\$ 14,474,051
Retirement Benefits	\$ 1,694,938	\$ 1,740,345
Group Insurance Benefits	\$ 3,064,607	\$ 3,422,877
Total Payroll Costs	\$ 19,069,531	\$ 19,637,273
Training, Travel, Dues & Publications	\$ 243,392	\$ 251,518
Appraisal Review Board Compensation	\$ 700,000	\$ 980,770
Legal, Litigation & Arbitration Expenses	\$ 849,250	\$ 1,145,500
Professional Services - Other	\$ 578,735	\$ 684,525
Office Rent, Utilities & Janitorial	\$ 113,591	\$ 106,880
Telephone & Communications	\$ 77,888	\$ 77,992
Postage, Freight & Mailing Services	\$ 664,511	\$ 617,416
Materials, Supplies, Services	\$ 1,266,752	\$ 1,237,238
Contingencies	\$ 100,000	\$ 100,000
Capital Outlay	\$ 23,964	\$ 74,093
Total Other	\$ 4,618,083	\$ 5,275,532
Totals	\$ 23,687,614	\$ 24,912,805



Financing Summary

Amount:



- Taxing Unit Allocations
- Interest Earnings
- Data Sales/Misc. Income
- 911 District Contract Pmt.
- Rendition Penalty Payments
- Transfer from Board Established Contingency

Funding Source:

Taxing Unit Allocations
Interest Earnings
Data Sales/Misc. Income
911 District Contract Pmt.
Rendition Penalty Payments
Transfer from Board Established Contingency
Transfer from Bldg. Maint. Committed Fund
Transfer from Technology Committed Fund
Transfer from Pension Liability Committed Fund
Transfer from CAMA Committed Fund
Transfer from Unrestricted/Unassigned

Amount:

\$ 24,407,605
\$ 50,000
\$ 5,200
\$ 150,000
\$ 150,000
\$ 150,000
\$ -
\$ -
\$ -
\$ -
\$ -

Totals

\$ 24,912,805

Residential Appraisal Division (1000)

2019 Budget

Responsible for:

The Residential Appraisal Department is responsible for the valuation of all residential real property, including land and improvements located within TAD's jurisdictional boundaries. The department consists of three divisions; Residential Appraisal, Residential Research and Agricultural Land Valuation.



2019 Division Budget

Salaries, Wages & Related	\$ 3,381,653
Employee Benefits	\$ 1,124,183
Miscellaneous	\$ 1,440
Furniture/Equip <\$5,000	\$ 652
Comp/Elec/Tech <\$5,000	\$ -
Office Supplies	\$ 2,350
Postage/Mail Srvc	\$ 19,345
Reproduction	\$ 160
Printing	\$ 2,112
Hardware Maint.	\$ -
Dues/Subscriptions	\$ 5,245
Travel	\$ 12,320
Training	\$ 3,335
 2019 Total	 \$ 4,552,795
 2018 Budget	 \$ 4,569,602
 FTE's 2019 Budget:	 47
 FTE's 2018 Budget:	 47

602,449 Total Parcels

39,305 Vacant Land Parcels

4,736 Agriculture Parcels

Total Market Value at 2018 Notice Date

*6/1/2018 \$126,943,573,704

2018 New Construction Inspected:

7,237

2018 Sales Verified:

27,044

2018 Protests Resolved Informally

*6/1/2018 36,625

2018 Call Center Calls Received:

*6/1/2018 12,002

BPP / Utilities / Minerals Division (1500)

2019 Budget

Responsible for:

The Business Personal Property, Utilities and Minerals Department is responsible for determining the market value for machinery and equipment and other tangible fixed assets used in the production of income. Additionally, valuation of fixed assets of utilities and the valuation of mineral rights are included as responsibilities.

2019 Division Budget

Salaries, Wages & Related	\$ 1,732,334
Employee Benefits	\$ 589,871
Temporary Support	\$ 21,000
Miscellaneous	\$ -
Furniture/Equip <\$5,000	\$ 3,000
Comp/Elec/Tech <\$5,000	\$ 500
Office Supplies	\$ 2,690
Postage/Mail Srvc	\$ 4,850
Reproduction	\$ -
Printing	\$ 1,502
Hardware Maint.	\$ 300
Dues/Subscriptions	\$ 15,743
Travel	\$ 8,910
Training	\$ 2,675
Other Professional Services	\$ 280,800
 2019 Total	 \$ 2,664,175
 2018 Budget	 \$ 2,590,059
 FTE's 2019 Budget:	 25
 FTE's 2018 Budget:	 25

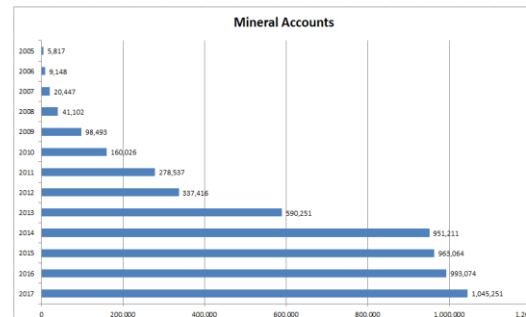


ACCOUNTS WORKED	Accounts	Market Value
Billboards single	22	\$1.9 M
Billboards multi*	12	\$11.9 M
Aircraft	157	\$516.5 M
Special Inventory	1,667	\$672.8 M
Standard BPP	44,527	\$23.1 B
Various Location*	1,078	\$1.7 B
Utility single	106	\$93.1 M
Utility multi*	193	\$3.6 B
Total BPP	47,762	\$29.7 B

* - approx 15,000 "child" accounts

Minerals	1,045,251	\$1 B
----------	-----------	-------

EXEMPTIONS WORKED	Accounts
Freeport	906
Goods In Transit	0
Pollution Control	189
Foreign Trade Zone	20
Vehicle	90
Interstate Allocation	36
Nominal Value/Zero Value	231,889



Commercial Appraisal Division (2000)

2019 Budget

Responsible for:

The Commercial Appraisal Department is responsible for the valuation of all commercial real property, including land and improvements located within TAD's jurisdictional boundaries. The department consists of four divisions; Commercial Appraisal, Complex Property Appraisal, Commercial Research and Reporting and Litigation and Arbitration.

2019 Division Budget

Salaries, Wages & Related	\$ 3,475,970
Employee Benefits	\$ 1,151,438
Miscellaneous	\$ 1,050
Furniture/Equip <\$5,000	\$ -
Comp/Elec/Tech <\$5,000	\$ 600
Office Supplies	\$ 5,330
Postage/Mail Srvc	\$ 13,430
Reproduction	\$ 240
Printing	\$ 1,654
Hardware Maint.	\$ 2,083
Dues/Subscriptions	\$ 64,208
Travel	\$ 14,660
Training	\$ 9,865
 2019 Total	 \$ 4,740,528
 2018 Budget	 \$ 4,471,941
 FTE's 2019 Budget:	 48
 FTE's 2018 Budget:	 47



2017 Statistics:

Commercial accounts	25,406
Industrial accounts	927
Commercial utility accounts	1,722
Multifamily	1,623
Vacant land	12,071
Other	827

ACTIVE LITIGATION 2017

Active suits as of 1/1/17:	680
Suits added during yr.:	962
Suits closed during yr.:	594
Suits active 12/31.17:	1,048

Commercial Appraisal Section

2 Managers and 16 Appraisers

Complex Properties Section

1 Manager and 3 Appraisers.

Commercial Research Section

1 Manager and 6 Appraisers

Litigation Section

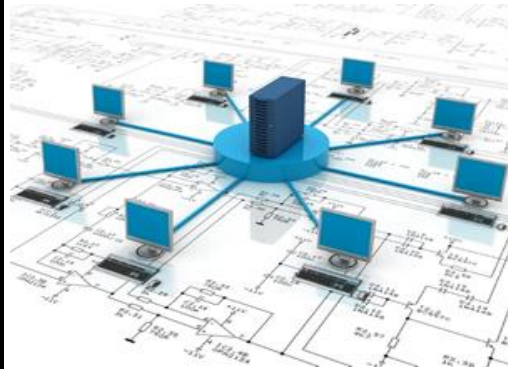
1 Manager and 3 Appraisers

Information Services Division (4000)

2019 Budget

Responsible for:

The Information Services department manages the activities of the information technology environment including the network, security, database, and CAMA software administration. This department is responsible for troubleshooting, evaluating, and recommending changes to current and future network requirements to meet the needs of the District. The department works closely with management and the District's software vendor to help design and implement new software features and programming changes. The department coordinates the exchange of data with taxing units and the Comptroller.



2019 Division Budget

Salaries, Wages & Related	\$ 1,656,737
Employee Benefits	\$ 483,327
Miscellaneous	\$ 12,355
Furniture/Equip <\$5,000	\$ 550
Comp/Elec/Tech <\$5,000	\$ 44,577
Office Supplies	\$ 1,100
Postage/Mail Srvc	\$ 875
Reproduction	\$ -
Printing	\$ 200
Hardware Rentals	\$ 300
Software Fees	\$ 543,717
Hardware Maint.	\$ 49,847
Dues/Subscriptions	\$ 1,051
Travel	\$ 2,409
Training	\$ 1,750
Other Professional Srvc	\$ 141,400
Capital Outlay- Computer Software	\$ 41,010
Capital Outlay- Computer Equipment	\$ 27,100
2019 Total	\$ 3,008,305
2018 Budget	\$ 2,960,301
FTE's 2019 Budget:	18
FTE's 2018 Budget:	19

- Staffed with infrastructure specialists, applications and web programmers, computer operations / network staff, and technical support personnel
- Works closely with TAD management, public entities, the general public, and the State on data products
- Provides innovative technology strategies for TAD staff
- Manages and maintains departmental computer hardware, software, and related systems
- Responds to appraisal district departmental user, tax unit, and other inquiries and requests

Support Services Division (5000)

2019 Budget

Responsible for:

Department has four divisions that perform various tasks including imaging, customer service, exemptions administration and records support. Responsibilities include administering exemptions, digitally image, archive and preserve all documents, applications and other supporting documentation associated with appraisal throughout the District. Responsibilities also for property ownership changes, splits and plat work.

2019 Division Budget

Salaries, Wages & Related	\$ 2,137,706
Employee Benefits	\$ 903,947
Temporary Support	\$ 21,000
Miscellaneous	\$ 4,075
Furniture/Equip <\$5,000	\$ -
Comp/Elec/Tech <\$5,000	\$ -
Office Supplies	\$ 4,781
Postage/Mail Srvc	\$ 100,255
Reproduction	\$ 1,513
Printing	\$ 4,700
Advertising	\$ 11,945
Hardware Maint.	\$ 14,262
Dues/Subscriptions	\$ 640
Travel	\$ 11,336
Training	\$ 2,345
Legal/Litigation	\$ 20,000
Other Professional Srvc.	\$ 16,705
2019 Total	\$ 3,255,210
2018 Budget	\$ 2,123,621
FTE's 2019 Budget:	44
FTE's 2018 Budget:	44



2017 Statistics:

Partial Exemptions entered	45,534
Exemption Denials	2,295
Modifier Maintenance Performed	74,439
New Tax deferrals	450
Incoming calls	113,778
Outgoing calls	4,982
Webmaster e-mails	5,344
Customers Served at Counter	50,259
Returned Mail Processed	86,095
Mail Address Updates	28,745
Ownership/record Changes	113,187
Plats/Splits/Combinations	1,172
Exemption Correspondence	7,931
ARB Hearings on Exemptions	85

Geographic Information Services (5500)

2019 Budget

Responsible for:

The Geographic Information Services Department (formerly Land Management) is responsible for maintaining the geodatabase, managing land maps and geographical information systems for all purposes of the District. Working closely with the Records group within the Support Services department, they are key to creating and maintaining property records and special tools used to establish appraisals by the District.



2019 Division Budget

Salaries, Wages & Related	\$ 315,144
Employee Benefits	\$ 113,055
Miscellaneous	\$ 400
Furniture/Equip <\$5,000	\$ -
Comp/Elec/Tech <\$5,000	\$ -
Office Supplies	\$ 250
Graphics - Mapping Supp.	\$ 1,795
Postage/Mail Srvc	\$ 1,500
Reproduction	\$ 380
Software Fees	\$ -
Hardware Maint.	\$ 600
Dues/Subscriptions	\$ 915
Travel	\$ 409
Training	\$ 3,503
Other Professional Serv	\$ 1,950
Mapping Services	\$ 300,000
2019 Total	\$ 739,901
2018 Budget	\$ 772,345
FTE's 2019 Budget:	5
FTE's 2018 Budget:	5

GIS Changes Made in 2017

Ownership Layer Changes

- Number of plats: 718
- Number of new polygons: 9,228
- Number of splits, joins, etc.: 2,300
- Number of polygons changed: 1,841

Thematic Layer Changes

- City layer changes: 8
- PID layer changes: 1
- TIF layer changes: 1
- Abstract layer changes: 1
- Grid layer changes: 0
- Mineral leases completed: 29

Subdivision Layer Changes

- New features created: 398

Zoning Changes

- 723 polygons added or changed from 21,368 to 22,091

Appraisal Review Board Support Division (6000)

2019 Budget

Responsible for

The Tarrant Appraisal Review Board is a separate entity from the Tarrant Appraisal District established by state law. The law requires, however, that appraisal districts provide the funds for operation and a staff to aid with clerical and administrative needs. The Appraisal Review Board Support Division provides funding and staff to support this function.

2019 Division Budget

Salaries, Wages & Related	(*In Dept 8000)
Employee Benefits	(*In Dept 8000)
Temporary Support	\$ 43,812
Miscellaneous	\$ 200
Furniture/Equip <\$5,000	\$ 4,737
Comp/Elec/Tech <\$5,000	\$ -
Office Supplies	\$ 8,393
Insurance and Bonds	\$ 622
Postage/Mail Srvc	\$ 157,800
Reproduction	\$ 56
Printing	\$ 8,550
Hardware Maint.	\$ 500
Dues/Subscriptions	\$ 45
Travel	\$ 2,910
Training	\$ 56,300
Legal/Litigation	\$ 50,000
ARB Fees	\$ 980,770
2019 Total	\$ 1,314,695
2018 Budget	\$ 1,007,506
FTE's 2019 Budget:	(* 11 in Dept 8000)
FTE's 2018 Budget:	(* 11 in Dept 8000)



Taxpayer Appeal Results (2017)

	NUMBERS	VALUE
Total Protests Filed	137,388	\$85.925B
Single-Family	92,052	\$26.633B
Multi-Family	6,713	\$16.925B
Comm/BPP	18,008	\$34.877B
Oil/Gas	521	\$60.5M
Hearings Scheduled	63,502	\$50.491B

*The **Tarrant Appraisal Review Board members** are not employees of the Appraisal District, but rather serve independently to hear protests and challenges from taxpayers and tax units. They are appointed by the Administrative District Judge of Tarrant County to serve a two year term on the ARB. Currently there are **85** members.*

Administration / Chief Appraiser (8000)

2019 Budget

Responsible for:

The Administration Department's function is to plan, organize, direct and control the business support functions related to human resources, budget, finance, purchasing, fixed assets, accounting, facilities maintenance, ARB support staffing and mail service. ARB support staff aid in scheduling and logistics for the Tarrant Appraisal Review Board in the conduct of their duties.

2019 Division Budget

Salaries, Wages & Related	\$ 1,327,738
Employee Benefits	\$ 549,071
Temporary Support	\$ 7,280
Miscellaneous	\$ 7,833
Furniture/Equip <\$5,000	\$ -
Comp/Elec/Tech <\$5,000	\$ -
Office Supplies	\$ 2,440
Insurance & Bonds	\$ 100
Postage/Mail Srvc	\$ 2,500
Reproduction	\$ 40
Printing	\$ 1,090
Advertising	\$ 16,326
Hardware Maint.	\$ 200
Dues/Subscriptions	\$ 3,185
Travel	\$ 11,031
Training	\$ 9,410
Legal/Litigation	\$ 50,000
Other Professional Fees	\$ 3,620

2019 Total **\$ 1,991,864**

2018 Budget **\$ 1,786,250**

FTE's 2019 Budget: **19***

FTE's 2018 Budget: **19***

*staffing includes 11 ARB support staff



2017

TAD holds the distinction of being **one of thirty-nine counties** or jurisdictions in the United States and Canada that have received the **"Certificate of Excellence in Assessment Administration"** from the International Association of Assessing Officers.

TAD receives the "Certificate of Achievement in Financial Reporting" in 2017 for the twenty-ninth consecutive year.

TAD passes Comptroller's Property Value Study.

Maintains registration of **96** appraisers with the Texas Department of Licensing and Regulation.

Hosted **12** certification courses for **313** students.

Competitive Bids/Proposals obtained: **78**

Purchase Orders issued: **303**

AP Checks issued: **2,029**

Background Checks performed: **34**

Job Postings: **18**

New Hires: **16**

General Operations Division (9000)

2019 Budget

Responsible for:

Facility and Custodial staff are responsible for the maintenance and upkeep of the physical plant of the District. Office services and Operation staff perform duties related to mail and printing operations and coordination of supply distribution between divisions. Organization-wide professional service funding resides in this budget.

2019 Division Budget

Salaries, Wages & Related	\$ 254,757
Employee Benefits **	\$ 248,330
Contract Labor	\$ 98,320
Temporary Support	\$ 600
Miscellaneous	\$ 16,750
Furniture/Equip <\$5,000	\$ 3,500
Comp/Elec/Tech <\$5,000	\$ 3,500
Office Supplies	\$ 2,870
Office Rental	\$ 10,800
Insurance and Bonds	\$ 20,486
Postage/Mail Srvc	\$ 316,861
Reproduction	\$ 1,440
Computer Supplies	\$ 26,944
Utilities	\$ 75,180
Printing	\$ 17,593
Telephone	\$ 77,592
Janitorial Serv./Supp.	\$ 20,900
Hardware Rentals	\$ 540
Hardware Maint.	\$ 69,332
Dues/Subscriptions	\$ 3,965
Travel	\$ 728
Training	\$ 2,625
Legal/Litigation	\$ 998,000
Arbitration/SOAH	\$ 27,500
Other Professional Srvc.	\$ 240,050
Interest	\$ 186
Contingencies	\$ 100,000
Capital Outlay - Furn./Equip.	\$ -
Lease Payments - Principal	\$ 5,983
2019 Total	\$ 2,645,332
2018 Budget	\$ 2,405,989
FTE's 2019 Budget:	5
FTE's 2018 Budget:	5



End of Year Mail Report (2017)

Incoming	115,724
Outgoing	182,742
Presort	1,150,060
Folded/Inserted	110,505
Square footage of TAD Headquarters:	45,816
Reproduction Cost New of Physical Plant:	\$8,428,000
(American Appraisal Associates)	
Risk & liability insurance Cost per Square Foot:	\$ 0.45
Annual Utility Cost per Square Foot:	\$ 1.64

*Security provided through a contract with "off duty" Tarrant County Sheriff's Deputies

** Retiree health included in "Benefits"

Capital Expenditures 2019

6502 Capital Lease Payments - Prinicpal

Folder inserter	\$ 1,903
OCE' Colorwave Plotter	\$ 4,080
Total	\$ 5,983

6504 Capital Outlay - Computer Software - Over \$5,000

iSeries Upgrade Project	\$ 30,000
IBM Passport Advantage Tivoli Backup (5)	\$ 11,010
Total	\$ 41,010

6505 Capital Outlay - Computer Equipment- Over \$5,000

Cisco 2960X Switch (2)	\$ 10,600
IBM Compute Node	\$ 10,000
UPS 540	\$ 6,500
Total	\$ 27,100

Personnel Included in 2019 Budget

Residential Appraisal Department	# of Positions	Total Salaries Proposed
DIRECTOR	1	\$ 147,680
REGIONAL DIVISION MANAGER	3	\$ 284,751
DATA RESEARCH SUPERVISOR	1	\$ 86,749
DATA QUALITY SUPERVISOR	1	\$ 72,488
DATA COLLECTION SUPERVISOR	1	\$ 82,618
RESIDENTIAL VALUATION ANALYST	10	\$ 740,230
SENIOR RESIDENTIAL APPRAISER	12	\$ 747,168
RESIDENTIAL APPRAISER	8	\$ 378,520
RESIDENTIAL VALUATION TECHNICIAN	4	\$ 167,640
SENIOR GENERAL CLERK	3	\$ 157,041
SENIOR RESEARCH CLERK	2	\$ 85,738
DATA SERVICES CLERK II	1	\$ 38,646
SALARY SUPPLEMENT - Auto Allowances	41	\$ 307,286
BPP/Utilities/Minerals Department		
DIRECTOR	1	\$ 115,752
BPP RESEARCH MANAGER	1	\$ 92,560
BPP APPRAISAL MANAGER	1	\$ 92,560
BPP VALUATION ANALYST	3	\$ 214,563
MINERAL VALUATION ANALYST	1	\$ 69,368
SENIOR BPP APPRAISER	7	\$ 442,771
BPP APPRAISER	2	\$ 109,908
BPP VALUATION TECHNICIAN	3	\$ 131,157
CLERICAL SUPERVISOR	1	\$ 57,304
SENIOR DATA SERVICES CLERK	2	\$ 97,594
DATA SERVICES CLERK II	2	\$ 81,162
GENERAL CLERK II	1	\$ 31,845
SALARY SUPPLEMENT - Auto Allowances	19	\$ 137,694
Commercial Appraisal Department		
DIRECTOR	1	\$ 144,227
DIVISION MANAGER	5	\$ 592,255
COMMERCIAL APPRAISAL SPECIALIST	8	\$ 613,576
SENIOR LITIGATION SPECIALIST	2	\$ 177,924
COMMERCIAL PROPERTIES APPRAISER/ANALYST	10	\$ 604,490
SENIOR COMMERCIAL APPRAISER	8	\$ 403,584
COMMERCIAL APPRAISER	2	\$ 87,484
CLERICAL SUPERVISOR	1	\$ 60,694
LITIGATION CLERK	1	\$ 54,018
SENIOR GENERAL CLERK	8	\$ 331,400
GENERAL CLERK II	2	\$ 68,114
SALARY SUPPLEMENT - Auto Allowances	36	\$ 257,484
Information Services Department		
DIRECTOR	1	\$ 130,541

INFRASTRUCTURE & OPERATIONS MANAGER	1	\$ 96,803
BUSINESS ANALYSIS & PROGRAMMING MANAGER	1	\$ 120,432
WEB SOLUTIONS MANAGER	1	\$ 120,432
APPLICATIONS SPECIALIST	2	\$ 193,547
DATA SERVICES COORDINATOR	1	\$ 95,888
TECHNICAL SUPPORT MANAGER	1	\$ 113,776
SPECIAL ASSISTANT TO THE DIRECTOR	1	\$ 105,102
SENIOR INFRASTRUCTURE SPECIALIST	1	\$ 81,806
WEB/GIS PROGRAMMER	1	\$ 78,897
SENIOR PROGRAMMER/ANALYST	2	\$ 145,600
INFRASTRUCTURE SPECIALIST	1	\$ 72,815
SENIOR SYSTEMS SUPPORT TECHNICIAN	1	\$ 82,118
SENIOR PC/NETWORK SPECIALIST	1	\$ 46,389
QUALITY ASSURANCE LIASON	1	\$ 68,266
TECHNICAL SUPPORT SPECIALIST	1	\$ 53,643
SALARY SUPPLEMENT - Auto Allowances	1	\$ 2,500

Support Services Department

DIRECTOR	1	\$ 116,126
MANAGER OF SUPPORT SERVICES	1	\$ 99,258
CUSTOMER SERVICES SUPERVISOR	1	\$ 54,600
SENIOR CUSTOMER SERVICES REPRESENTATIVE	1	\$ 47,133
CUSTOMER SERVICES REPRESENTATIVE II	4	\$ 163,112
CUSTOMER SERVICES REPRESENTATIVE I	1	\$ 31,824
LEAD IMAGING SPECIALIST	1	\$ 61,277
IMAGING SPECIALIST II	2	\$ 81,328
EXEMPTIONS SUPERVISOR	1	\$ 50,731
SENIOR EXEMPTIONS SPECIALIST	5	\$ 214,900
EXEMPTIONS SPECIALIST II	14	\$ 551,152
SENIOR GEO-DATA SPECIALIST	1	\$ 46,883
SUPERVISOR - RECORDS	1	\$ 53,814
SENIOR DEED RECORDS SPECIALIST	4	\$ 205,005
DEED RECORDS SPECIALIST II	5	\$ 225,784
DEED RECORDS SPECIALIST I	1	\$ 31,545
SALARY SUPPLEMENT - Auto Allowances	2	\$ 5,000

Geographic Information Services

MAPPING/GIS MANAGER	1	\$ 77,938
SENIOR GIS SPECIALIST	1	\$ 70,616
GIS SPECIALIST II	2	\$ 104,125
GIS SPECIALIST I	1	\$ 47,674

Administration Department (includes ARB Support staff)

EXECUTIVE DIRECTOR/CHIEF APPRAISER	1	\$ 174,866
DIRECTOR OF ADMINISTRATION	1	\$ 158,662
COMMUNICATION OFFICER	1	\$ 84,460
PURCHASING AGENT	1	\$ 68,328
FINANCE OFFICER	1	\$ 68,453
PAYROLL/EDUCATION COORDINATOR	1	\$ 62,483
HUMAN RESOURCE BENEFITS ADMINISTRATOR	1	\$ 69,576

EXECUTIVE ASSISTANT	1	\$ 69,139
MANAGER OF ARB OPERATIONS	1	\$ 110,843
SENIOR GENERAL CLERK	2	\$ 84,448
SENIOR DATA SERVICES CLERK	1	\$ 35,911
DATA SERVICES CLERK II	2	\$ 78,540
GENERAL CLERK II	5	\$ 190,425
SALARY SUPPLEMENT - Auto Allowances	4	\$ 17,000

General Operations

FACILITIES MANAGER	1	\$ 64,854
CUSTODIAN	2	\$ 64,668
SENIOR OFFICE SERVICES SPECIALIST	1	\$ 47,778
SENIOR OPERATIONS SPECIALIST	1	\$ 62,192
SALARY SUPPLEMENT - Auto Allowances	2	6000

Total Positions 211

Pay Schedule for 2019

GRADE	JOB TITLE	MINIMUM	MIDPOINT	MAXIMUM	AUTO ALLOWANCE
Labor/Trades Group					
3	Custodian	\$ 28,028	\$ 35,241	\$ 42,453	
4	Facilities Supervisor	\$ 42,767	\$ 58,346	\$ 73,924	\$ 3,000
Clerical/General Office Group					
6	General Clerk I	\$ 28,028	\$ 35,432	\$ 42,835	
7	Data Services Clerk I	\$ 30,060	\$ 38,893	\$ 47,725	
	Imaging Specialist I	\$ 30,060	\$ 38,893	\$ 47,725	
8	Research Clerk I	\$ 31,663	\$ 40,710	\$ 49,757	
9	General Clerk II	\$ 31,663	\$ 40,710	\$ 49,757	
10	Data Services Clerk II	\$ 35,402	\$ 45,516	\$ 55,629	
	Imaging Specialist II	\$ 35,402	\$ 45,516	\$ 55,629	
	Research Clerk II	\$ 35,402	\$ 45,516	\$ 55,629	
11	Senior Research Clerk	\$ 36,977	\$ 47,543	\$ 58,108	
12	Senior General Clerk	\$ 37,312	\$ 47,972	\$ 58,632	
13	Administrative Secretary	\$ 37,707	\$ 48,481	\$ 59,254	
	Senior Data Services Clerk	\$ 37,707	\$ 48,481	\$ 59,254	
	Senior Imaging Specialist	\$ 37,707	\$ 48,481	\$ 59,254	
	Special Districts Clerk	\$ 37,707	\$ 48,481	\$ 59,254	
14	Litigation Clerk	\$ 39,289	\$ 52,060	\$ 64,830	
	Lead Imaging Specialist	\$ 39,289	\$ 52,060	\$ 64,830	
15	Executive Secretary	\$ 41,613	\$ 56,772	\$ 71,930	
16	Clerical Supervisor	\$ 42,672	\$ 58,218	\$ 73,764	
Support Services Group					
17	Exemptions Specialist I	\$ 30,728	\$ 39,077	\$ 47,425	
	Deed Records Specialist I	\$ 30,728	\$ 39,077	\$ 47,425	
	Customer Services Representative I	\$ 30,728	\$ 39,077	\$ 47,425	
18	Exemptions Specialist II	\$ 35,402	\$ 45,516	\$ 55,629	
	Deed Records Specialist II	\$ 35,402	\$ 45,516	\$ 55,629	
	Customer Services Representative II	\$ 35,402	\$ 45,516	\$ 55,629	
19	Senior Exemptions Specialist	\$ 37,707	\$ 48,481	\$ 59,254	
	Senior Deed Records Specialist	\$ 37,707	\$ 48,481	\$ 59,254	
	Senior Customer Services Representative	\$ 37,707	\$ 48,481	\$ 59,254	
	Commercial Property Data Collector	\$ 37,707	\$ 48,481	\$ 59,254	\$ 8,000
20	Exemptions Supervisor	\$ 46,939	\$ 60,352	\$ 73,764	
	Deed Records Supervisor	\$ 46,939	\$ 60,352	\$ 73,764	
	Customer Services Supervisor	\$ 46,939	\$ 60,352	\$ 73,764	
	Appraisal Review Board Supervisor	\$ 46,939	\$ 60,352	\$ 73,764	
Appraisal Group					
21	Residential Valuation Technician	\$ 40,404	\$ 55,123	\$ 69,841	\$ 8,000
	Commercial Valuation Technician	\$ 40,404	\$ 55,123	\$ 69,841	\$ 8,000
	Business Personal Property Valuation Technician	\$ 40,404	\$ 55,123	\$ 69,841	\$ 8,000
22	Residential Appraiser	\$ 46,200	\$ 60,484	\$ 74,768	\$ 8,000
	Commercial Appraiser	\$ 46,200	\$ 60,484	\$ 74,768	\$ 8,000
	Business Personal Property Appraiser	\$ 46,200	\$ 60,484	\$ 74,768	\$ 8,000
23	Senior Residential Appraiser	\$ 50,400	\$ 68,650	\$ 86,900	\$ 8,000
	Sr. Business Personal Property Appraiser	\$ 50,400	\$ 68,650	\$ 86,900	\$ 8,000
	Senior Commercial Appraiser	\$ 50,400	\$ 68,650	\$ 86,900	\$ 8,000

Pay Schedule for 2019

GRADE	JOB TITLE	AUTO			
		MINIMUM	MIDPOINT	MAXIMUM	ALLOWANCE
	Productivity Appraiser	\$ 50,400	\$ 68,650	\$ 86,900	\$ 8,000
24	Senior Productivity Appraiser	\$ 56,700	\$ 77,300	\$ 97,900	\$ 8,000
	Residential Valuation Analyst	\$ 56,700	\$ 77,300	\$ 97,900	\$ 5,900
	Commercial Properties Appraiser/Analyst	\$ 56,700	\$ 77,300	\$ 97,900	\$ 5,900
	Mineral Valuation Analyst	\$ 56,700	\$ 77,300	\$ 97,900	\$ 5,900
	Comm. Special Prop. Appraiser/Analyst	\$ 56,700	\$ 77,300	\$ 97,900	\$ 5,900
	Commercial Sales Research Specialist	\$ 56,700	\$ 77,300	\$ 97,900	\$ 5,900
	Sr. Business Personal Prop. Appraisal Specialist	\$ 56,700	\$ 77,300	\$ 97,900	\$ 5,900
	Business Personal Prop. Valuation Analyst	\$ 56,700	\$ 77,300	\$ 97,900	\$ 5,900
	Litigation Appraisal Specialist	\$ 56,700	\$ 77,300	\$ 97,900	\$ 5,900
	Business Personal Property Research Specialist	\$ 56,700	\$ 77,300	\$ 97,900	\$ 5,900
25	Sr. Commercial Sales Research Specialist	\$ 63,738	\$ 86,957	\$ 110,176	\$ 4,498
	Regional Comm. Appraisal Supervisor	\$ 63,738	\$ 86,957	\$ 110,176	\$ 4,498
	Business Personal Property Appraisal Supervisor	\$ 63,738	\$ 86,957	\$ 110,176	\$ 4,498
	Sr. Special Comm. Properties Appraiser/Analyst	\$ 63,738	\$ 86,957	\$ 110,176	\$ 4,498
	Senior Litigation Appraisal Specialist	\$ 63,738	\$ 86,957	\$ 110,176	\$ 4,498
	Data Quality Supervisor	\$ 63,738	\$ 86,957	\$ 110,176	\$ 4,498
	Data Collection Supervisor	\$ 63,738	\$ 86,957	\$ 110,176	\$ 4,498
	Data Research Supervisor	\$ 63,738	\$ 86,957	\$ 110,176	\$ 4,498
26	Regional Residential Appraisal Manager	\$ 77,084	\$ 105,164	\$ 133,244	\$ 4,498
	Residential Properties Research Manager	\$ 77,084	\$ 105,164	\$ 133,244	\$ 4,498
	Business Personal Property Research Manager	\$ 77,084	\$ 105,164	\$ 133,244	\$ 4,498
	Business Personal Property Appraisal Manager	\$ 77,084	\$ 105,164	\$ 133,244	\$ 4,498
	Commercial Properties Research Manager	\$ 77,084	\$ 105,164	\$ 133,244	\$ 4,498
	Commercial Appraisal Manager	\$ 77,084	\$ 105,164	\$ 133,244	\$ 4,498
	Commercial Appraisal Specialist	\$ 77,084	\$ 105,164	\$ 133,244	\$ 4,498
	Litigation Manager	\$ 77,084	\$ 105,164	\$ 133,244	\$ 4,498
	Manager of ARB Operations	\$ 77,084	\$ 105,164	\$ 133,244	\$ 2,500
	Manager of Support Services	\$ 77,084	\$ 105,164	\$ 133,244	\$ 2,500

Information Systems Group

27	CAD Operator I	\$ 28,785	\$ 37,010	\$ 45,234	
28	Geo-Data Specialist	\$ 32,184	\$ 41,379	\$ 50,573	
29	CAD Operator II	\$ 34,278	\$ 44,073	\$ 53,867	
	Quality Assurance Specialist	\$ 34,278	\$ 44,073	\$ 53,867	
30	Computer Operator I	\$ 35,358	\$ 45,460	\$ 55,562	
31	Senior Geo-Data Specialist	\$ 36,597	\$ 47,054	\$ 57,511	
	Senior CAD Operator	\$ 36,597	\$ 47,054	\$ 57,511	
32	GIS Specialist I	\$ 39,289	\$ 50,516	\$ 61,743	
33	Technical Support Specialist	\$ 45,547	\$ 58,562	\$ 71,577	
	Senior Quality Assurance Specialist	\$ 45,547	\$ 58,562	\$ 71,577	
34	Senior Operations Specialist	\$ 42,215	\$ 54,260	\$ 66,305	
35	PC/Network Specialist	\$ 45,547	\$ 58,563	\$ 71,579	
36	GIS Specialist II	\$ 46,664	\$ 59,999	\$ 73,334	
37	Programmer/Analyst	\$ 48,708	\$ 63,774	\$ 78,840	
	Systems Support Technician	\$ 48,708	\$ 63,774	\$ 78,840	
	Senior GIS Specialist	\$ 48,708	\$ 63,774	\$ 78,840	
	Assistant Data Services Manager	\$ 48,708	\$ 63,774	\$ 78,840	
	Senior PC/Network Specialist	\$ 48,708	\$ 63,774	\$ 78,840	
	Quality Assurance Liason	\$ 48,708	\$ 63,774	\$ 78,840	
38	Lead Computer Operator	\$ 48,097	\$ 63,539	\$ 78,980	

Pay Schedule for 2019

GRADE	JOB TITLE	MINIMUM	MIDPOINT	MAXIMUM	AUTO ALLOWANCE
39	Systems Programmer	\$ 57,050	\$ 73,351	\$ 89,651	
	Infrastructure Specialist	\$ 57,050	\$ 73,351	\$ 89,651	
	Sr. Systems Support Technician	\$ 57,050	\$ 73,351	\$ 89,651	
40	Senior Programmer/Analyst	\$ 58,368	\$ 76,422	\$ 94,476	
	Visual Basic Programmer/Analyst	\$ 58,368	\$ 76,422	\$ 94,476	
	Mapping/GIS Manager	\$ 58,368	\$ 76,422	\$ 94,476	
41	Senior Systems Programmer	\$ 77,083	\$ 99,107	\$ 121,131	
	Applications Specialist	\$ 77,083	\$ 99,107	\$ 121,131	
	Data Services Coordinator	\$ 77,083	\$ 99,107	\$ 121,131	
	Technical Support Manager	\$ 77,083	\$ 99,107	\$ 121,131	
	Senior Infrastructure Specialist	\$ 77,083	\$ 99,107	\$ 121,131	
	Special Assistant to the Director	\$ 77,083	\$ 99,107	\$ 121,131	
	WEB/GIS Programmer	\$ 77,083	\$ 99,107	\$ 121,131	
42	Infrastructure & Operations Manager	\$ 78,897	\$ 103,297	\$ 127,696	
	Business Analysis & Programming Mgr.	\$ 78,897	\$ 103,297	\$ 127,696	
	Web Solutions Manager	\$ 78,897	\$ 103,297	\$ 127,696	
Executive/Administrative Group					
44	Office Services Specialist	\$ 24,560	\$ 31,578	\$ 38,595	
45	Senior Office Services Specialist	\$ 32,184	\$ 43,907	\$ 55,629	\$ 3,000
16	Executive Assistant	\$ 42,672	\$ 58,218	\$ 73,764	
46	Administrative Assistant	\$ 34,949	\$ 44,934	\$ 54,919	
47	Payroll Coordinator	\$ 39,289	\$ 58,542	\$ 77,795	
	Purchasing Agent	\$ 39,289	\$ 58,542	\$ 77,795	
	Administrative Specialist	\$ 39,289	\$ 58,542	\$ 77,795	
	Finance Officer	\$ 39,289	\$ 58,542	\$ 77,795	
	Human Resources Benefit Administrator	\$ 39,289	\$ 58,542	\$ 77,795	
48	Director of Comm. and Special Appraisal	\$ 84,460	\$ 127,430	\$ 170,400	\$ 2,500
	Director of Business Personal Property	\$ 84,460	\$ 127,430	\$ 170,400	\$ 2,500
	Director of Residential Appraisal	\$ 84,460	\$ 127,430	\$ 170,400	\$ 2,500
	Director of Support Services	\$ 84,460	\$ 127,430	\$ 170,400	\$ 2,500
	Director of Information Systems	\$ 84,460	\$ 127,430	\$ 170,400	\$ 2,500
	Communication Officer	\$ 84,460	\$ 127,430	\$ 170,400	\$ 2,500
49	Director of Administration	\$ 82,000	\$ 134,000	\$ 186,000	\$ 2,500
NA	Executive Director / Chief Appraiser		Negotiated		\$ 9,500



Employee Benefits

- Probationary Period:** All newly hired employees serve a minimum six-month probationary period. Upon satisfactory completion of that period (and unless other pre-employment agreements have been made), a 5% salary increase is normally provided.
- Medical Insurance:** TAD offers two Medical plans, PPO plan or HDHP/HSA. TAD pays 100% of employee premiums. Dependent coverage is available at employee expense.
- Dental Insurance:** TAD offers two Dental plans, PPO or DMO plan. TAD pays 100% of employee premiums. Dependent coverage is available at employee expense.
- Life Insurance:** TAD pays 100% of employee term life insurance coverage in an amount equal to one times an employee's annual salary. Added employee and dependent coverage are available at employee expense.
- Leave Benefits:** Vacation leave at 10 days per year which increases up to 25 days per year with 15 or more years of continuous TAD employment. Sick leave at 15 days per Year.
- Holidays:** TAD celebrates 10 holidays per year plus two optional holidays for a total of 12 holidays per year.
- Retirement:** All TAD employees participate in the Texas County and District Retirement System, with employees contributing 7% of salary and TAD currently providing a 225% matching contribution. TAD does not participate in the Social Security System but does pay into the Medicare program at 1.45% of salary.
- Deferred Compensation:** TAD employees can voluntarily participate in a deferred compensation program which allows for tax deferred salary payments into mutual funds which become taxable when withdrawn or a Roth contribution plan.
- Voluntary Vision:** TAD employees can voluntarily participate in our Vision program to receive rich benefits for Eye glasses or Contact Lens exams and materials.
- Voluntary STD:** TAD employees can voluntarily participate in a Short-term disability program. Protects your income for a short duration in case of illness or injury.

Budgeted Amounts for Benefits for the 211 Positions for 2019

	Residential	BPP/Util/Min	Commercial	Info. Services	Supp. Serv.	Geo. Info. Sv.	Admin/ARB	Gen. Ops.
Retirement	\$ 412,562	\$ 211,345	\$ 424,068	\$ 202,122	\$ 260,800	\$ 38,448	\$ 159,920	\$ 31,080
Insurance	\$ 711,621	\$ 378,526	\$ 727,370	\$ 281,205	\$ 643,147	\$ 74,607	\$ 389,151	\$ 217,250

**TARRANT APPRAISAL DISTRICT
2019 BUDGET**

TAX ENTITY BUDGET ALLOCATIONS

Tax Unit Allocations are Based on 2018 October Values and 2018 Adopted Tax Rates.

TAX UNIT NAME	Oct 2018 Net Tax Value	2018 Tax Rate	Adjusted Levy	% of Tot Levy	Allocation Estimate
Aledo ISD	\$ 282,073,657	1.595000	4,422,385.83	0.09303490	\$22,707.59
Arlington ISD	\$ 29,303,701,018	1.368670	387,742,840.72	8.15704905	\$1,990,940.31
Azle ISD	\$ 1,746,147,982	1.329000	21,552,123.68	0.45339775	\$110,663.53
Birdville ISD	\$ 10,505,830,714	1.453900	145,780,947.75	3.06683249	\$748,540.36
Burleson ISD	\$ 1,643,007,598	1.670000	26,484,959.89	0.55717113	\$135,992.13
Carroll ISD	\$ 9,007,064,440	1.380000	121,637,201.27	2.55891409	\$624,569.64
Castleberry ISD	\$ 777,769,522	1.392200	10,263,752.29	0.21592128	\$52,701.21
Crowley ISD	\$ 6,613,051,983	1.670000	107,398,244.12	2.25936537	\$551,456.98
Eagle Mtn-Saginaw ISD	\$ 9,633,003,651	1.540000	145,123,350.23	3.05299844	\$745,163.80
Everman ISD	\$ 1,424,367,534	1.495000	20,636,821.63	0.43414229	\$105,963.74
Fort Worth ISD	\$ 38,481,441,634	1.352000	497,308,652.89	10.46201412	\$2,553,527.08
Godley ISD	\$ 82,045,821	1.540000	1,195,385.64	0.02514764	\$6,137.94
Grapevine-Colleyville ISD	\$ 15,445,373,898	1.396700	209,100,626.23	4.39890537	\$1,073,667.45
H-E-B ISD	\$ 14,119,415,314	1.273000	173,039,167.95	3.64027090	\$888,502.94
Keller ISD	\$ 18,667,267,060	1.510000	273,591,343.61	5.75561371	\$1,404,807.46
Kennedale ISD	\$ 1,476,877,175	1.451694	20,590,320.34	0.43316403	\$105,724.97
Lake Worth ISD	\$ 1,018,560,782	1.670000	16,835,674.06	0.35417654	\$86,446.01
Lewisville ISD	\$ 216,159,254	1.407500	3,016,100.50	0.06345051	\$15,486.75
Mansfield ISD	\$ 13,511,389,057	1.540000	202,021,083.48	4.24997115	\$1,037,316.17
Northwest ISD	\$ 8,363,696,814	1.490000	123,007,335.53	2.58773797	\$631,604.86
White Settlement ISD	\$ 2,091,423,897	1.520000	30,827,960.23	0.64853598	\$158,292.10
City of Arlington	\$ 26,270,565,975	0.634800	163,132,651.81	3.43186489	\$837,636.03
City of Azle	\$ 740,147,510	0.667287	4,938,908.12	0.10390112	\$25,359.77
City of Bedford	\$ 4,345,761,304	0.561862	22,708,215.38	0.47771875	\$116,599.71
City of Benbrook	\$ 2,107,796,268	0.640000	13,094,468.12	0.27547180	\$67,236.07
City of Blue Mound	\$ 122,415,139	0.696800	829,946.69	0.01745981	\$4,261.52
City of Burleson	\$ 799,507,022	0.735000	5,670,407.61	0.11928987	\$29,115.80
City of Colleyville	\$ 5,496,840,072	0.320800	17,106,630.95	0.35987674	\$87,837.29
City of Crowley	\$ 988,974,558	0.709000	6,843,563.62	0.14396986	\$35,139.59
Dalworthington Gardens	\$ 377,030,074	0.580000	1,936,069.43	0.04072961	\$9,941.12
Edgecliff Village	\$ 230,888,637	0.270359	624,228.21	0.01313205	\$3,205.22
City of Euless	\$ 4,496,007,020	0.462500	20,400,613.47	0.42917312	\$104,750.88
City of Everman	\$ 187,392,526	1.113943	2,087,445.93	0.04391415	\$10,718.39
City of Flower Mound	\$ 213,420,499	0.439000	936,915.99	0.01971015	\$4,810.78
City of Forest Hill	\$ 527,037,874	0.992873	5,232,816.75	0.11008415	\$26,868.90

City of Fort Worth	\$	66,392,876,256	0.785000	514,293,900.61	10.81933729	\$2,640,741.11
City of Grand Prairie	\$	7,679,914,131	0.669998	50,973,677.08	1.07234677	\$261,734.16
City of Grapevine	\$	8,940,126,421	0.289271	25,861,193.10	0.54404878	\$132,789.28
Haltom City	\$	2,322,567,053	0.653000	14,806,073.86	0.31147931	\$76,024.64
City of Haslet	\$	861,662,073	0.305960	2,612,161.28	0.05495273	\$13,412.65
City of Hurst	\$	3,165,429,461	0.58	17,581,019.87	0.36985658	\$90,273.13
City of Keller	\$	5,978,510,347	0.41325	24,207,504.01	0.50925969	\$124,298.09
City of Kennedale	\$	724,028,871	0.725714	5,254,378.88	0.11053776	\$26,979.62
Town of Lakeside	\$	142,964,197	0.379000	541,834.31	0.01139871	\$2,782.15
City of Lake Worth	\$	496,018,851	0.434806	2,156,719.73	0.04537149	\$11,074.09
City of Mansfield	\$	6,664,821,952	0.710000	46,256,558.86	0.97311151	\$237,513.21
City of North Richland Hills	\$	5,699,395,591	0.585000	32,146,266.21	0.67626953	\$165,061.20
Town of Pantego	\$	329,299,611	0.420000	1,383,058.37	0.02909577	\$7,101.58
City of Pelican Bay	\$	37,571,659	0.898499	337,580.98	0.00710178	\$1,733.37
City of Reno	\$	7,049,839	0.520000	36,659.16	0.00077121	\$188.23
City of Richland Hills	\$	617,878,786	0.541880	4,262,581.74	0.08967306	\$21,887.05
City of River Oaks	\$	313,898,554	0.749400	2,296,422.76	0.04831046	\$11,791.43
City of Roanoke	\$	146,723,203	0.375120	550,388.08	0.01157866	\$2,826.07
City of Saginaw	\$	1,887,656,851	0.471800	8,905,965.02	0.18735715	\$45,729.39
City of Sansom Park	\$	159,571,670	0.787304	1,211,714.14	0.02549115	\$6,221.78
City of Southlake	\$	7,797,635,295	0.447000	34,641,770.77	0.72876813	\$177,874.85
Town of Trophy Club	\$	132,760,350	0.446442	581,024.96	0.01222318	\$2,983.39
City of Watauga	\$	1,399,407,653	0.601788	8,140,475.33	0.17125334	\$41,798.84
Town of Westover Hills	\$	568,210,683	0.387200	2,200,111.76	0.04628434	\$11,296.90
Westworth Village	\$	271,263,433	0.485000	1,315,627.65	0.02767721	\$6,755.34
City of White Settlement	\$	848,071,083	0.762186	6,463,879.06	0.13598234	\$33,190.03
Tarrant County	\$	189,019,785,680	0.234000	434,780,216.49	9.14658681	\$2,232,462.78
Tarrant County Hospital District	\$	189,407,389,028	0.224429	425,085,109.12	8.94262826	\$2,182,681.38
Tarrant County College District	\$	190,482,643,884	0.136070	253,395,305.53	5.33074430	\$1,301,107.01
Regional Water District	\$	69,063,188,560	0.0194	13,398,258.58	0.28186272	\$68,795.94
Emergency Services District #1	\$	6,167,979,282	0.0825	5,088,582.91	0.10704987	\$26,128.31
Trophy Club MUD #1	\$	437,871,840	0.116180	508,719.50	0.01070207	\$2,612.12
Live Oak Creek MUD	\$	72,151,183	1.000000	721,511.83	0.01517864	\$3,704.74
Viridian Mgmt District	\$	528,087,385	0.448100	2,366,359.57	0.04978173	\$12,150.53
Westlake	\$	1,301,657,423	0.156000	1,987,752.58	0.04181688	\$10,206.50
				4,753,469,523.64	100.00000	\$ 24,407,605