



Tarrant Appraisal District

Adopted Budget

For

2020

August 23, 2019

Contents

	Page(s)
Governance/Administration	1
Total Budget Summary	2
Financing	3
Residential Appraisal Department Summary	4
BPP/Utilities/ Minerals Appraisal Department Summary	5
Commercial Appraisal Department Summary	6
Information Services Department Summary	7
Support Services Department Summary	8
Geographic Information Services Department Summary	9
ARB Support Department Summary	10
Administration Department Summary	11
General Operations Department Summary	12
Capital Outlay	13
Proposed Staff Positions	14
Proposed Pay Schedule	17 - 19
Benefit Summary	20
2020 Preliminary Tax Entity Budget Allocations	21 - 22

Governance / Administration

Board of Directors

Joe Potthoff - Chairman

John Molyneaux - Secretary

Mike Leyman

Mike O'Donnell

Mark Wood

Wendy Burgess

Executive Director/Chief Appraiser

Jeffery Law

Tarrant Appraisal District 2020 Budget Summaries

Tarrant Appraisal District (TAD) is a political subdivision of the State of Texas created effective January 1, 1980. The provisions of the Texas Property Tax Code govern the legal, statutory, and administrative requirements of the appraisal district. A five member Board of Directors, appointed by the taxing units within the boundaries of Tarrant County, constitutes the District's governing body. The Tarrant County assessor-collector also serves on the board but is a nonvoting member. The Chief Appraiser, appointed by the Board of Directors, is the chief administrator and chief executive officer of the appraisal district. The chief appraiser is allowed by law to delegate authority and appraisal responsibilities to his employees.

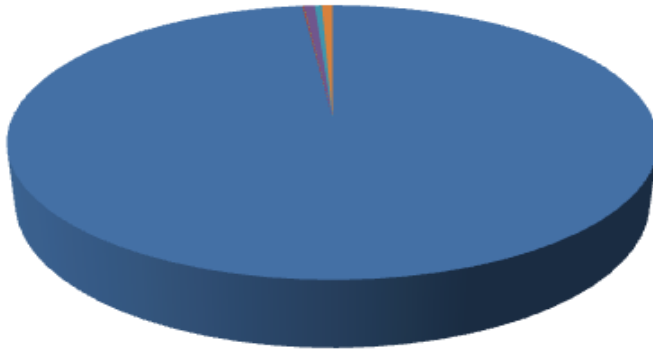
Tarrant Appraisal District (TAD) is responsible for local property tax appraisal and exemption administration for seventy-three jurisdictions or taxing units in the county. Each taxing unit, such as the county, a city, school district, municipal utility district, etc., sets its own tax rate to generate revenue to pay for such things as police and fire protection, public schools, road and street maintenance, courts, water and sewer systems, and other public services. Property appraisals are determined by the appraisal district and used by the taxing units to calculate and allocate the annual tax burden. TAD also administers and determines eligibility for various types of property tax exemptions that are authorized by state and local governments, such as those for homeowners, the elderly, disabled persons, disabled veterans, and charitable or religious organizations.

	2019	2020
Payroll:		
Direct Salaries	\$ 14,474,051	\$ 14,788,429
Retirement Benefits	\$ 1,740,345	\$ 1,744,137
Group Insurance Benefits	\$ 3,422,877	\$ 2,926,797
Total Payroll Costs	\$ 19,637,273	\$ 19,459,363
Other:		
Training, Travel, Dues & Publications	\$ 251,518	\$ 315,671
Appraisal Review Board Compensation	\$ 980,770	\$ 978,755
Legal, Litigation & Arbitration Expenses	\$ 1,145,500	\$ 1,250,750
Professional Services - Other	\$ 684,525	\$ 835,669
Office Rent, Utilities & Janitorial	\$ 106,880	\$ 100,760
Telephone & Communications	\$ 77,992	\$ 64,338
Postage, Freight & Mailing Services	\$ 617,416	\$ 1,274,659
Materials, Supplies, Services	\$ 1,237,238	\$ 1,246,213
Contingencies	\$ 100,000	\$ 100,000
Capital Outlay	\$ 74,093	\$ 202,815
Total Other Costs	\$ 5,275,532	\$ 6,369,630
Totals	\$ 24,912,805	\$ 25,828,993



Financing Summary

Amount:



- Taxing Unit Allocations
- Interest Earnings
- Data Sales/Misc. Income
- 911 District Contract Pmt.
- Rendition Penalty Payments
- Transfer from Board Established Contingency

Funding Source:

Taxing Unit Allocations
 Interest Earnings
 Data Sales/Misc. Income
 911 District Contract Pmt.
 Rendition Penalty Payments
 Transfer from Board Established Contingency
 Transfer from Bldg. Maint. Committed Fund
 Transfer from Technology Committed Fund
 Transfer from Pension Liability Committed Fund
 Transfer from CAMA Committed Fund
 Transfer from Unrestricted/Unassigned

Amount:

\$	25,155,885	97.39%
\$	200,000	0.77%
\$	5,200	0.02%
\$	167,908	0.65%
\$	150,000	0.58%
\$	-	
\$	-	
\$	-	
\$	-	
\$	-	
\$	25,828,993	100%

Totals

Residential Appraisal Division (1000)

2020 Budget

Responsible for:

The Residential Appraisal Department is responsible for the valuation of all residential real property, including land and improvements located within TAD's jurisdictional boundaries. The department consists of three divisions; Residential Appraisal, Residential Research and Agricultural Land Valuation.



2020 Division Budget

Salaries, Wages & Related	\$ 3,432,635
Employee Benefits	\$ 1,030,751
Miscellaneous	\$ 1,440
Furniture/Equip <\$5,000	\$ 900
Comp/Elec/Tech <\$5,000	\$ -
Office Supplies	\$ 2,350
Postage/Mail Srvc	\$ 29,880
Reproduction	\$ 100
Printing	\$ 2,685
Hardware Maint.	\$ -
Dues/Subscriptions	\$ 5,395
Travel	\$ 8,600
Training	\$ 6,120
 2020 Total	 \$ 4,520,856
 2019 Budget	 \$ 4,552,795
 FTE's 2020 Budget:	 47
 FTE's 2019 Budget:	 47

602,703 Total Parcels

44,9735 Vacant Land Parcels

4,787 Agriculture Parcels

Total Market Value at 2019 Notice Date

*6/1/2019 \$142,936,346,293

2019 New Construction Inspected:

9,207

2019 Sales Verified:

27,196

2019 Protests Resolved Informally

*6/1/2019 *90,506*

2019 Call Center Calls Received:

*6/1/2019 *12,002*

BPP / Utilities / Minerals Division (1500)

2020 Budget

Responsible for:

The Business Personal Property, Utilities and Minerals Department is responsible for determining the market value for machinery and equipment and other tangible fixed assets used in the production of income. Additionally, valuation of fixed assets of utilities and the valuation of mineral rights are included as responsibilities.

2020 Division Budget

Salaries, Wages & Related	\$ 1,752,064
Employee Benefits	\$ 539,317
Temporary Support	\$ 21,000
Miscellaneous	\$ 500
Furniture/Equip <\$5,000	\$ 2,500
Comp/Elec/Tech <\$5,000	\$ 500
Office Supplies	\$ 2,895
Postage/Mail Srvc	\$ 5,050
Reproduction	\$ -
Printing	\$ 1,462
Hardware Maint.	\$ 300
Dues/Subscriptions	\$ 15,623
Travel	\$ 5,600
Training	\$ 6,495
Other Professional Services	\$ 310,000
 2020 Total	 \$ 2,663,306
2019 Budget	\$ 2,664,175
 FTE's 2020 Budget:	 25
FTE's 2019 Budget:	25



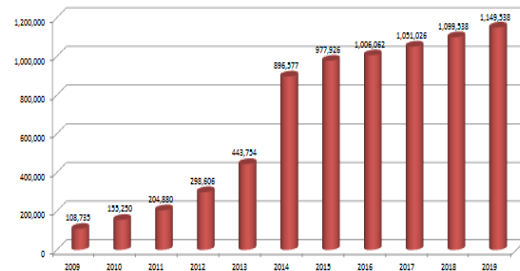
ACCOUNTS WORKED		ACCOUNTS MARKET VALUE
Billboard - Single	22	\$1.8 M
Billboard - Multi*	12	\$12.0 M
Aircraft	158	\$455.8 M
Special Inventory	1,832	\$706.7 M
Standard BPP	45,928	\$24.3 B
Various Locations*	1,001	\$2.2 B
Utility - Single	96	\$94.0 M
Utility - Multi*	175	\$3.5 B
Total BPP	49,224	\$31.3 B

* - approx 15,500 "child" accounts

Minerals	1,149,538	\$961.7 M
----------	-----------	-----------

EXEMPTIONS WORKED	ACCOUNTS
Freeport	918
Goods In Transit	2
Pollution Control	138
Foreign Trade Zone	22
Vehicle	1,468
Interstate Allocation	55
Nominal Value/Zero Value	364,321

Total Number of Mineral Accounts



Commercial Appraisal Division (2000)

2020 Budget

Responsible for:

The Commercial Appraisal Department is responsible for the valuation of all commercial real property, including land and improvements located within TAD's jurisdictional boundaries. The department consists of four divisions; Commercial Appraisal, Complex Property Appraisal, Commercial Research and Reporting and Litigation and Arbitration.

2020 Division Budget

Salaries, Wages & Related	\$ 3,585,339
Employee Benefits	\$ 1,064,308
Miscellaneous	\$ 1,000
Furniture/Equip <\$5,000	\$ -
Comp/Elec/Tech <\$5,000	\$ 600
Office Supplies	\$ 4,530
Postage/Mail Srvc	\$ 15,380
Reproduction	\$ 150
Printing	\$ 2,948
Hardware Maint.	\$ 2,082
Dues/Subscriptions	\$ 114,357
Travel	\$ 10,250
Training	\$ 12,415
2020 Total	\$ 4,813,359
2019 Budget	\$ 4,740,528
FTE's 2020 Budget:	48
FTE's 2019 Budget:	48



2018 Statistics:

Commercial accounts	25,406
Industrial accounts	927
Commercial utility accounts	1,722
Multifamily	1,623
Vacant land	12,071
Other	827

ACTIVE LITIGATION 2018

Active suits as of 1/1/18:	985
Suits added during calendar 2018:	1,128
Suits closed during calendar 2018:	1,116
Suits that are still active as of 12/31/18:	997

Commercial Appraisal Section

2 Managers and 16 Appraisers

Complex Properties Section

1 Manager and 3 Appraisers.

Commercial Research Section

1 Manager and 6 Appraisers

Litigation Section

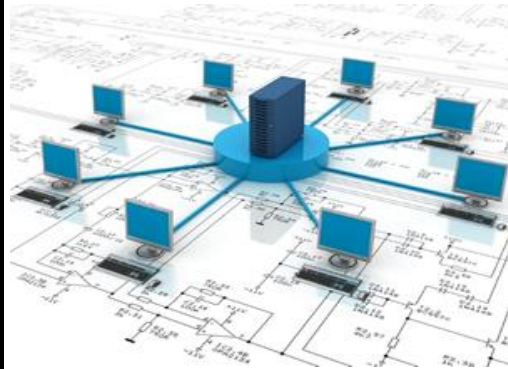
1 Manager and 3 Appraisers

Information Services Division (4000)

2020 Budget

Responsible for:

The Information Services department manages the activities of the information technology environment including the network, security, database, and CAMA software administration. This department is responsible for troubleshooting, evaluating, and recommending changes to current and future network requirements to meet the needs of the District. The department works closely with management and the District's software vendor to help design and implement new software features and programming changes. The department coordinates the exchange of data with taxing units and the Comptroller.



2020 Division Budget

Salaries, Wages & Related	\$ 1,738,788
Employee Benefits	\$ 455,815
Miscellaneous	\$ 11,905
Furniture/Equip <\$5,000	\$ 550
Comp/Elec/Tech <\$5,000	\$ 69,427
Office Supplies	\$ 1,100
Postage/Mail Srvc	\$ 9,125
Reproduction	\$ -
Printing	\$ 200
Hardware Rentals	\$ 300
Software Fees	\$ 550,004
Hardware Maint.	\$ 47,485
Dues/Subscriptions	\$ 1,075
Travel	\$ 580
Training	\$ 1,925
Other Professional Srvc	\$ 153,800
Capital Outlay- Computer Software	\$ 31,800
Capital Outlay- Computer Equipment	\$ 84,800
2020 Total	\$ 3,158,679
2019 Budget	\$ 3,008,305
FTE's 2020 Budget:	18
FTE's 2019 Budget:	18

- Staffed with infrastructure specialists, applications and web programmers, computer operations / network staff, and technical support personnel
- Works closely with TAD management, public entities, the general public, and the State on data products
- Provides innovative technology strategies for TAD staff
- Manages and maintains departmental computer hardware, software, and related systems
- Responds to appraisal district departmental user, tax unit, and other inquiries and requests

Support Services Division (5000)

2020 Budget

Responsible for:

Department has four divisions that perform various tasks including imaging, customer service, exemptions administration and records support. Responsibilities include administering exemptions, digitally image, archive and preserve all documents, applications and other supporting documentation associated with appraisal throughout the District. Responsibilities also for property ownership changes, splits and plat work.

2020 Division Budget

Salaries, Wages & Related	\$ 2,099,171
Employee Benefits	\$ 804,639
Temporary Support	\$ -
Miscellaneous	\$ 4,725
Furniture/Equip <\$5,000	\$ -
Comp/Elec/Tech <\$5,000	\$ -
Office Supplies	\$ 3,468
Postage/Mail Srvc	\$ 101,688
Reproduction	\$ 1,368
Printing	\$ 4,700
Advertising	\$ 11,945
Hardware Maint.	\$ 12,344
Dues/Subscriptions	\$ 595
Travel	\$ 6,985
Training	\$ 3,230
Legal/Litigation	\$ -
Other Professional Srvc.	\$ 16,725
Capital Outlay - Furn. & Equip.	\$ 15,165
2020 Total	\$ 3,086,748
2019 Budget	\$ 3,255,210
FTE's 2020 Budget:	44
FTE's 2019 Budget:	44



2018 Statistics:

Partial Exemptions entered	49,817
Exemption Denials	2,361
Obituaries Processed	8,147
Tax Ceiling Transfer certificates	1,445
Incoming calls	108,864
Outgoing calls	4,729
Webmaster e-mails	3,962
Customers Served at Counter	43,300
Returned Mail Processed	25,306
Mail Address Updates	30,808
Ownership/record Changes	120,382
Plats/Splits/Combinations	1,785
Exemption Correspondence	49,851
Spanish Calls	2,353

Geographic Information Services (5500)

2020 Budget

Responsible for:

The Geographic Information Services Department (formerly Land Management) is responsible for maintaining the geodatabase, managing land maps and geographical information systems for all purposes of the District. Working closely with the Records group within the Support Services department, they are key to creating and maintaining property records and spatial tools used to establish appraisals by the District.

2020 Division Budget

Salaries, Wages & Related	\$ 316,369
Employee Benefits	\$ 102,654
Miscellaneous	\$ 240
Furniture/Equip <\$5,000	\$ -
Comp/Elec/Tech <\$5,000	\$ -
Office Supplies	\$ 120
Graphics - Mapping Supp.	\$ 4,159
Postage/Mail Srvc	\$ 1,650
Reproduction	\$ -
Software Fees	\$ -
Hardware Maint.	\$ 600
Dues/Subscriptions	\$ 975
Travel	\$ 4,500
Training	\$ 11,400
Other Professional Serv	\$ 1,950
Mapping Services	\$ 299,836
2020 Total	\$ 744,453
2019 Budget	\$ 739,901
FTE's 2020 Budget:	5
FTE's 2019 Budget:	5



GIS Changes Made in 2018

Ownership Layer Changes:

- Number of Plats: 727
- Number of New Polygons: 10,415
- Number of Split, Join, etc.: 1,306
- Number of Polygons changed: 1,732

Thematic Layer Changes

- City Layer changes: 6
- School Layer Changes: 1
- PID Layer changes: 4
- TIF Layer Changes: 3
- Abstract Layer changes: 6
- Mineral Leases completed: 25

Subdivision layer Changes:

- New Features created: 804

Zoning Changes: 0

Appraisal Review Board Support Division (6000)

2020 Budget

Responsible for

The Tarrant Appraisal Review Board is a separate entity from the Tarrant Appraisal District established by state law. The law requires, however, that appraisal districts provide the funds for operation and a staff to aid with clerical and administrative needs. The Appraisal Review Board Support Division provides funding and staff to support this function.

2020 Division Budget

Salaries, Wages & Related	(*In Dept 8000)
Employee Benefits	(*In Dept 8000)
Temporary Support	\$ 41,400
Miscellaneous	\$ 159
Furniture/Equip <\$5,000	\$ 2,102
Comp/Elec/Tech <\$5,000	\$ 500
Office Supplies	\$ 11,105
Insurance and Bonds	\$ 622
Postage/Mail Srvc	\$ 295,011
Reproduction	\$ 56
Printing	\$ 9,360
Hardware Maint.	\$ 500
Dues/Subscriptions	\$ 419
Travel	\$ 2,100
Training	\$ 66,495
Legal/Litigation	\$ 70,000
ARB Fees	\$ 978,755
2020 Total	\$ 1,478,584
2019 Budget	\$ 1,314,695
FTE's 2020 Budget:	(* 11 in Dept 8000)
FTE's 2019 Budget:	(* 11 in Dept 8000)



Taxpayer Appeal Results (2018)

	NUMBERS	VALUE
Total Protests Filed	148,067	\$104.4B
Single-Family	112,916	\$32.1B
Multi-Family	5,637	\$19.3B
Comm/BPP	24,552	\$42.7B
Oil/Gas	1,722	\$11M
Hearings Scheduled	90,821	\$67.9B

*The **Tarrant Appraisal Review Board members** are not employees of the Appraisal District, but rather serve independently to hear protests and challenges from taxpayers and tax units. They are appointed by the Administrative District Judge of Tarrant County to serve a two year term on the ARB. Currently there are **85** members.*

Administration / Chief Appraiser (8000)

2020 Budget

Responsible for:

The Administration Department's function is to plan, organize, direct and control the business support functions related to human resources, budget, finance, purchasing, fixed assets, accounting, facilities maintenance, ARB support staffing and mail service. ARB support staff aid in scheduling and logistics for the Tarrant Appraisal Review Board in the conduct of their duties.

2020 Division Budget

Salaries, Wages & Related	\$ 1,422,276
Employee Benefits	\$ 414,076
Temporary Support	\$ 7,280
Miscellaneous	\$ 8,424
Furniture/Equip <\$5,000	\$ -
Comp/Elec/Tech <\$5,000	\$ -
Office Supplies	\$ 1,648
Insurance & Bonds	\$ 100
Postage/Mail Srvc	\$ 2,750
Reproduction	\$ 50
Printing	\$ 1,610
Advertising	\$ 6,042
Hardware Maint.	\$ 200
Dues/Subscriptions	\$ 3,465
Travel	\$ 7,942
Training	\$ 11,905
Legal/Litigation	\$ 160,000
Other Professional Fees	\$ 7,570

2020 Total \$ 2,055,338

2019 Budget \$ 1,991,864

FTE's 2020 Budget: **19***

FTE's 2019 Budget: **19***

*staffing includes 11 ARB support staff



2019

TAD holds the distinction of being **one of forty-four** counties or jurisdictions in the United States and Canada that have been awarded the **“Certificate Of Excellence in Assessment Administration”** from The International Association of Assessing Officers.

TAD receives the **“Certificate of Achievement in Financial Reporting”** from the Government Finance Officers Association in 2018 for the thirtieth consecutive year.

TAD passes all areas of the Comptroller’s Methods and Assistance Program Review with a score of 100.

Maintains registration of **96** appraisers with the Texas Department of Licensing and Registration.

Hosted **6** certification courses for **170** students.

Competitive bids/Proposals obtained: **66**

Purchase Orders issued: **304**

AP Checks issued: **2,038**

Background Checks performed: **62**

Job Postings: **11**

New Hires: **29**

General Operations Division (9000)

2020 Budget

Responsible for:

Facility and Custodial staff are responsible for the maintenance and upkeep of the physical plant of the District. Office services and Operation staff perform duties related to mail and printing operations and coordination of supply distribution between divisions. Organization-wide professional service funding resides in this budget.

2020 Division Budget

Salaries, Wages & Related	\$ 266,947
Employee Benefits **	\$ 259,374
Contract Labor	\$ 104,560
Temporary Support	\$ 600
Miscellaneous	\$ 16,470
Furniture/Equip <\$5,000	\$ 400
Comp/Elec/Tech <\$5,000	\$ 13,500
Office Supplies	\$ 2,870
Office Rental	\$ 11,184
Insurance and Bonds	\$ 22,967
Postage/Mail Srvc	\$ 814,125
Reproduction	\$ 3,640
Computer Supplies	\$ 28,164
Utilities	\$ 70,860
Printing	\$ 13,825
Telephone	\$ 64,338
Janitorial Serv./Supp.	\$ 18,716
Hardware Rentals	\$ 655
Hardware Maint.	\$ 49,726
Dues/Subscriptions	\$ 4,035
Travel	\$ 565
Training	\$ 2,625
Legal/Litigation	\$ 1,000,000
Arbitration/SOAH	\$ 20,750
Other Professional Srvc.	\$ 345,624
Interest	\$ 100
Contingencies	\$ 100,000
Capital Outlay - Furn./Equip.	\$ 68,950
Lease Payments - Principal	\$ 2,100
2020 Total	\$ 3,307,670
2019 Budget	\$ 2,645,332
FTE's 2020 Budget:	5
FTE's 2019 Budget:	5



End of Year Mail Report (2018)

Incoming	111,395
Outgoing	137,595
Presort	744,937
Folded/Inserted	113,837
Square footage of TAD Headquarters:	45,816
Reproduction Cost New of Physical Plant:	\$8,428,000
(American Appraisal Associates)	
Risk & liability insurance Cost per Square Foot:	\$ 0.50
Annual Utility Cost per Square Foot:	\$ 1.26

*Security provided through a contract with "off duty" Tarrant County Sheriff's Deputies

** Retiree health included in "Benefits"

Capital Expenditures 2020

6501 Capital Outlay - Furniture & equipment

VoiP Phone System Upgrade	\$ 38,950
CCTV Camera System replacment	\$ 30,000
Replacement desk chairs	\$ 10,105
Blinds/Shade Replacement	\$ 5,060
Total	\$ 84,115

6502 Capital Lease Payments - Prinicpal

Folder inserter	\$ 2,100
Total	\$ 2,100

6504 Capital Outlay - Computer Software - Over \$5,000

Galileo Infrastructure Performance Management	\$ 21,000
Microsoft Windows DataCenter (18)	\$ 10,800
Total	\$ 31,800

6505 Capital Outlay - Computer Equipment- Over \$5,000

Dell Blade Server (4)	\$ 56,000
IBM v5030 Expansion Enclosure	\$ 5,000
SAS Hard Drives v5030 (18)	\$ 14,400
SAS Hard Drives v5031 Tivilo Backup (6)	\$ 4,800
Dell Server (Mail)	\$ 4,600
Total	\$ 84,800

Personnel Included in 2020 Budget

Residential Appraisal Department	# of Positions	Total Salaries Proposed
DIRECTOR	1	\$ 152,110
REGIONAL DIVISION MANAGER	3	\$ 298,938
DATA RESEARCH SUPERVISOR	1	\$ 71,351
DATA QUALITY SUPERVISOR	1	\$ 76,835
DATA COLLECTION SUPERVISOR	1	\$ 85,093
RESIDENTIAL VALUATION ANALYST	10	\$ 745,510
SENIOR RESIDENTIAL APPRAISER	12	\$ 742,680
RESIDENTIAL APPRAISER	8	\$ 385,848
RESIDENTIAL VALUATION TECHNICIAN	4	\$ 173,328
SENIOR GENERAL CLERK	3	\$ 161,763
SENIOR RESEARCH CLERK	2	\$ 88,316
DATA SERVICES CLERK II	1	\$ 38,948
SALARY SUPPLEMENT - Auto Allowances	41	\$ 292,488
BPP/Utilities/Minerals Department		
DIRECTOR	1	\$ 119,226
BPP RESEARCH MANAGER	1	\$ 95,534
BPP APPRAISAL MANAGER	1	\$ 95,534
BPP VALUATION ANALYST	3	\$ 222,996
SENIOR BPP APPRAISER	7	\$ 443,450
BPP APPRAISER	3	\$ 155,595
BPP VALUATION TECHNICIAN	3	\$ 131,082
CLERICAL SUPERVISOR	1	\$ 59,051
SENIOR DATA SERVICES CLERK	2	\$ 97,940
DATA SERVICES CLERK II	2	\$ 78,956
GENERAL CLERK II	1	\$ 34,590
SALARY SUPPLEMENT - Auto Allowances	19	\$ 139,696
Commercial Appraisal Department		
DIRECTOR	1	\$ 148,554
DIVISION MANAGER	5	\$ 585,520
COMMERCIAL APPRAISAL SPECIALIST	8	\$ 659,768
SENIOR LITIGATION SPECIALIST	2	\$ 190,324
COMMERCIAL PROPERTIES APPRAISER/ANALYST	10	\$ 616,690
SENIOR COMMERCIAL APPRAISER	8	\$ 414,600
COMMERCIAL APPRAISER	2	\$ 93,700
CLERICAL SUPERVISOR	1	\$ 62,754
LITIGATION CLERK	1	\$ 43,493
SENIOR GENERAL CLERK	8	\$ 343,504
GENERAL CLERK II	2	\$ 68,598
SALARY SUPPLEMENT - Auto Allowances	36	\$ 244,380
Information Services Department		
DIRECTOR	1	\$ 134,451
INFRASTRUCTURE & OPERATIONS MANAGER	1	\$ 99,715

BUSINESS ANALYSIS & PROGRAMMING MANAGER	1	\$ 124,051
WEB SOLUTIONS MANAGER	1	\$ 124,051
APPLICATIONS SPECIALIST	2	\$ 197,288
DATA SERVICES COORDINATOR	1	\$ 98,758
TECHNICAL SUPPORT MANAGER	1	\$ 117,187
SPECIAL ASSISTANT TO THE DIRECTOR	1	\$ 108,264
SENIOR INFRASTRUCTURE SPECIALIST	1	\$ 84,261
WEB/GIS PROGRAMMER	1	\$ 80,933
SENIOR PROGRAMMER/ANALYST	2	\$ 159,994
INFRASTRUCTURE SPECIALIST	1	\$ 66,675
SENIOR SYSTEMS SUPPORT TECHNICIAN	1	\$ 84,573
QUALITY ASSURANCE LIASON	1	\$ 70,304
PC/NETWORK SPECIALIST	1	\$ 58,007
TECHNICAL SUPPORT SPECIALIST	1	\$ 55,245
SALARY SUPPLEMENT - Auto Allowances	1	\$ 2,500

Support Services Department

DIRECTOR	1	\$ 119,600
MANAGER OF SUPPORT SERVICES	1	\$ 102,232
CUSTOMER SERVICES SUPERVISOR	1	\$ 56,243
SENIOR CUSTOMER SERVICES REPRESENTATIVE	1	\$ 48,547
CUSTOMER SERVICES REPRESENTATIVE II	4	\$ 159,412
CUSTOMER SERVICES REPRESENTATIVE I	1	\$ 33,259
LEAD IMAGING SPECIALIST	1	\$ 63,107
IMAGING SPECIALIST II	2	\$ 83,762
EXEMPTIONS SUPERVISOR	1	\$ 52,250
SENIOR EXEMPTIONS SPECIALIST	5	\$ 221,920
SENIOR QA SPECIALIST	1	\$ 32,965
EXEMPTIONS SPECIALIST II	13	\$ 466,609
SENIOR GEO-DATA SPECIALIST	1	\$ 48,298
SUPERVISOR - RECORDS	1	\$ 53,814
SENIOR DEED RECORDS SPECIALIST	4	\$ 210,607
DEED RECORDS SPECIALIST II	5	\$ 185,692
DEED RECORDS SPECIALIST I	1	\$ 32,999
SALARY SUPPLEMENT - Auto Allowances	2	\$ 5,000

Geographic Information Services

MAPPING/GIS MANAGER	1	\$ 80,267
SENIOR GIS SPECIALIST	1	\$ 72,738
GIS SPECIALIST II	2	\$ 107,245
GIS SPECIALIST I	1	\$ 41,998

Administration Department (includes ARB Support staff)

EXECUTIVE DIRECTOR/CHIEF APPRAISER	1	\$ 189,509
DIRECTOR OF ADMINISTRATION	1	\$ 163,426
COMMUNICATION OFFICER	1	\$ 84,460
PURCHASING AGENT	1	\$ 70,387
FINANCE OFFICER	1	\$ 70,512
PAYROLL/EDUCATION COORDINATOR	1	\$ 63,000
HUMAN RESOURCE BENEFITS ADMINISTRATOR	1	\$ 71,656

EXECUTIVE ASSISTANT	1	\$ 70,054
MANAGER OF ARB OPERATIONS	1	\$ 115,274
SENIOR GENERAL CLERK	2	\$ 85,322
SENIOR DATA SERVICES CLERK	1	\$ 42,894
DATA SERVICES CLERK II	2	\$ 81,702
GENERAL CLERK II	5	\$ 162,345
SALARY SUPPLEMENT - Auto Allowances	4	\$ 17,000

General Operations

FACILITIES MANAGER	1	\$ 66,809
CUSTODIAN	2	\$ 66,622
SENIOR OFFICE SERVICES SPECIALIST	1	\$ 49,213
SENIOR OPERATIONS SPECIALIST	1	\$ 64,064
SALARY SUPPLEMENT - Auto Allowances	2	\$ 6,000

Total Positions 211

Proposed Pay Schedule for 2020

GRADE	JOB TITLE	MINIMUM	MIDPOINT	MAXIMUM	AUTO ALLOWANCE
Labor/Trades Group					
3	Custodian	\$ 28,028	\$ 35,241	\$ 42,453	
4	Facilities Supervisor	\$ 42,767	\$ 58,346	\$ 73,924	\$ 3,000
Clerical/General Office Group					
6	General Clerk I	\$ 28,028	\$ 35,432	\$ 42,835	
7	Data Services Clerk I	\$ 30,060	\$ 38,893	\$ 47,725	
	Imaging Specialist I	\$ 30,060	\$ 38,893	\$ 47,725	
8	Research Clerk I	\$ 31,663	\$ 40,710	\$ 49,757	
9	General Clerk II	\$ 31,663	\$ 40,710	\$ 49,757	
10	Data Services Clerk II	\$ 35,402	\$ 45,516	\$ 55,629	
	Imaging Specialist II	\$ 35,402	\$ 45,516	\$ 55,629	
	Research Clerk II	\$ 35,402	\$ 45,516	\$ 55,629	
11	Senior Research Clerk	\$ 36,977	\$ 47,543	\$ 58,108	
12	Senior General Clerk	\$ 37,312	\$ 47,972	\$ 58,632	
13	Administrative Secretary	\$ 37,707	\$ 48,481	\$ 59,254	
	Senior Data Services Clerk	\$ 37,707	\$ 48,481	\$ 59,254	
	Senior Imaging Specialist	\$ 37,707	\$ 48,481	\$ 59,254	
	Special Districts Clerk	\$ 37,707	\$ 48,481	\$ 59,254	
14	Litigation Clerk	\$ 39,289	\$ 52,060	\$ 64,830	
	Lead Imaging Specialist	\$ 39,289	\$ 52,060	\$ 64,830	
15	Executive Secretary	\$ 41,613	\$ 56,772	\$ 71,930	
16	Clerical Supervisor	\$ 42,672	\$ 58,218	\$ 73,764	
Support Services Group					
17	Exemptions Specialist I	\$ 30,728	\$ 39,077	\$ 47,425	
	Deed Records Specialist I	\$ 30,728	\$ 39,077	\$ 47,425	
	Customer Services Representative I	\$ 30,728	\$ 39,077	\$ 47,425	
18	Exemptions Specialist II	\$ 35,402	\$ 45,516	\$ 55,629	
	Deed Records Specialist II	\$ 35,402	\$ 45,516	\$ 55,629	
	Customer Services Representative II	\$ 35,402	\$ 45,516	\$ 55,629	
19	Senior Exemptions Specialist	\$ 37,707	\$ 48,481	\$ 59,254	
	Senior Customer Services Representative	\$ 37,707	\$ 48,481	\$ 59,254	
	Senior Deed Records Specialist	\$ 37,707	\$ 48,481	\$ 59,254	
	Senior Quality Assurance Specialist	\$ 37,707	\$ 48,481	\$ 59,254	
	Commercial Property Data Collector	\$ 37,707	\$ 48,481	\$ 59,254	\$ 8,500
20	Exemptions Supervisor	\$ 46,939	\$ 60,352	\$ 73,764	
	Deed Records Supervisor	\$ 46,939	\$ 60,352	\$ 73,764	
	Customer Services Supervisor	\$ 46,939	\$ 60,352	\$ 73,764	
	Appraisal Review Board Supervisor	\$ 46,939	\$ 60,352	\$ 73,764	
Appraisal Group					
21	Residential Valuation Technician	\$ 40,404	\$ 55,123	\$ 69,841	\$ 8,500
	Commercial Valuation Technician	\$ 40,404	\$ 55,123	\$ 69,841	\$ 8,500
	Business Personal Property Valuation Technician	\$ 40,404	\$ 55,123	\$ 69,841	\$ 8,500
22	Residential Appraiser	\$ 46,200	\$ 60,484	\$ 74,768	\$ 8,500
	Commercial Appraiser	\$ 46,200	\$ 60,484	\$ 74,768	\$ 8,500
	Business Personal Property Appraiser	\$ 46,200	\$ 60,484	\$ 74,768	\$ 8,500

Proposed Pay Schedule for 2020

GRADE	JOB TITLE	AUTO			
		MINIMUM	MIDPOINT	MAXIMUM	ALLOWANCE
23	Senior Residential Appraiser	\$ 50,400	\$ 68,650	\$ 86,900	\$ 8,500
	Sr. Business Personal Property Appraiser	\$ 50,400	\$ 68,650	\$ 86,900	\$ 8,500
	Senior Commercial Appraiser	\$ 50,400	\$ 68,650	\$ 86,900	\$ 8,500
	Productivity Appraiser	\$ 50,400	\$ 68,650	\$ 86,900	\$ 8,500
24	Senior Productivity Appraiser	\$ 56,700	\$ 77,300	\$ 97,900	\$ 8,500
	Residential Valuation Analyst	\$ 56,700	\$ 77,300	\$ 97,900	\$ 5,900
	Commercial Properties Appraiser/Analyst	\$ 56,700	\$ 77,300	\$ 97,900	\$ 5,900
	Mineral Valuation Analyst	\$ 56,700	\$ 77,300	\$ 97,900	\$ 5,900
	Comm. Special Prop. Appraiser/Analyst	\$ 56,700	\$ 77,300	\$ 97,900	\$ 5,900
	Commercial Sales Research Specialist	\$ 56,700	\$ 77,300	\$ 97,900	\$ 5,900
	Sr. Business Personal Property Appraisal Specialist	\$ 56,700	\$ 77,300	\$ 97,900	\$ 5,900
	Business Personal Prop.Valuation Analyst	\$ 56,700	\$ 77,300	\$ 97,900	\$ 5,900
	Litigation Appraisal Specialist	\$ 56,700	\$ 77,300	\$ 97,900	\$ 5,900
	Business Personal Property Research Specialist	\$ 56,700	\$ 77,300	\$ 97,900	\$ 5,900
25	Sr. Commercial Sales Research Specialist	\$ 63,738	\$ 86,957	\$ 110,176	\$ 4,498
	Commercial Appraisal Specialist	\$ 63,738	\$ 86,957	\$ 110,176	\$ 4,498
	Regional Commercial Appraisal Supervisor	\$ 63,738	\$ 86,957	\$ 110,176	\$ 4,498
	Business Personal Property Appraisal Supervisor	\$ 63,738	\$ 86,957	\$ 110,176	\$ 4,498
	Sr. Special Comm.I Properties Appraiser / Analyst	\$ 63,738	\$ 86,957	\$ 110,176	\$ 4,498
	Senior Litigation Appraisal Specialist	\$ 63,738	\$ 86,957	\$ 110,176	\$ 4,498
	Data Quality Supervisor	\$ 63,738	\$ 86,957	\$ 110,176	\$ 4,498
	Data Quality Supervisor	\$ 63,738	\$ 86,957	\$ 110,176	\$ 4,498
	Data Research Supervisor	\$ 63,738	\$ 86,957	\$ 110,176	\$ 4,498
26	Residential Division Manager	\$ 77,084	\$ 105,164	\$ 133,244	\$ 4,498
	Residential Properties Research Manager	\$ 77,084	\$ 105,164	\$ 133,244	\$ 4,498
	Business Personal Property Research Manager	\$ 77,084	\$ 105,164	\$ 133,244	\$ 4,498
	Business Personal Property Appraisal Manager	\$ 77,084	\$ 105,164	\$ 133,244	\$ 4,498
	Commercial Properties Research Manager	\$ 77,084	\$ 105,164	\$ 133,244	\$ 4,498
	Commercial Appraisal Manager	\$ 77,084	\$ 105,164	\$ 133,244	\$ 4,498
	Litigation Manager	\$ 77,084	\$ 105,164	\$ 133,244	\$ 4,498
	Manager of ARB Operations	\$ 77,084	\$ 105,164	\$ 133,244	\$ 2,500
	Manager of Support Services	\$ 77,084	\$ 105,164	\$ 133,244	\$ 2,500
Information Systems Group					
27	CAD Operator I	\$ 28,785	\$ 37,010	\$ 45,234	
28	Geo-Data Specialist	\$ 32,184	\$ 41,379	\$ 50,573	
29	CAD Operator II	\$ 34,278	\$ 44,073	\$ 53,867	
	Quality Assurance Specialist	\$ 34,278	\$ 44,073	\$ 53,867	
30	Computer Operator I	\$ 35,358	\$ 45,460	\$ 55,562	
31	Senior Geo-Data Specialist	\$ 36,597	\$ 47,054	\$ 57,511	
	Senior CAD Operator	\$ 36,597	\$ 47,054	\$ 57,511	
32	GIS Specialist I	\$ 39,289	\$ 50,516	\$ 61,743	
33	Technical Support Specialist	\$ 45,547	\$ 58,562	\$ 71,577	
	Senior Quality Assurance Specialist	\$ 45,547	\$ 58,562	\$ 71,577	
34	Senior Operations Specialist	\$ 42,215	\$ 54,260	\$ 66,305	
35	PC/Network Specialist	\$ 45,547	\$ 58,563	\$ 71,579	
36	GIS Specialist II	\$ 46,664	\$ 59,999	\$ 73,334	
37	Programmer/Analyst	\$ 48,708	\$ 63,774	\$ 78,840	
	Systems Support Technician	\$ 48,708	\$ 63,774	\$ 78,840	
	Senior GIS Specialist	\$ 48,708	\$ 63,774	\$ 78,840	
	Assistant Data Services Manager	\$ 48,708	\$ 63,774	\$ 78,840	
	Senior PC/Network Specialist	\$ 48,708	\$ 63,774	\$ 78,840	

Proposed Pay Schedule for 2020

GRADE	JOB TITLE	MINIMUM	MIDPOINT	MAXIMUM	AUTO ALLOWANCE
	Quality Assurance Liason	\$ 48,708	\$ 63,774	\$ 78,840	
38	Lead Computer Operator	\$ 48,097	\$ 63,539	\$ 78,980	
39	Systems Programmer	\$ 57,050	\$ 73,351	\$ 89,651	
	Infrastructure Specialist	\$ 57,050	\$ 73,351	\$ 89,651	
	Sr. Systems Support Technician	\$ 57,050	\$ 73,351	\$ 89,651	
40	Senior Programmer/Analyst	\$ 58,368	\$ 76,422	\$ 94,476	
	Visual Basic Programmer/Analyst	\$ 58,368	\$ 76,422	\$ 94,476	
	Mapping/GIS Manager	\$ 58,368	\$ 76,422	\$ 94,476	
41	Senior Systems Programmer	\$ 77,083	\$ 99,107	\$ 121,131	
	Applications Specialist	\$ 77,083	\$ 99,107	\$ 121,131	
	Data Services Coordinator	\$ 77,083	\$ 99,107	\$ 121,131	
	Technical Support Manager	\$ 77,083	\$ 99,107	\$ 121,131	
	Senior Infrastructure Specialist	\$ 77,083	\$ 99,107	\$ 121,131	
	Special Assistant to the Director	\$ 77,083	\$ 99,107	\$ 121,131	
	WEB/GIS Programmer	\$ 77,083	\$ 99,107	\$ 121,131	
42	Infrastructure & Operations Manager	\$ 78,897	\$ 103,297	\$ 127,696	
	Business Analysis & Programming Mgr.	\$ 78,897	\$ 103,297	\$ 127,696	
	Web Solutions Manager	\$ 78,897	\$ 103,297	\$ 127,696	
Executive/Administrative Group					
44	Office Services Specialist	\$ 24,560	\$ 31,578	\$ 38,595	
45	Senior Office Services Specialist	\$ 32,184	\$ 43,907	\$ 55,629	\$ 3,000
16	Executive Assistant	\$ 42,672	\$ 58,218	\$ 73,764	
46	Administrative Assistant	\$ 34,949	\$ 44,934	\$ 54,919	
47	Payroll Coordinator	\$ 39,289	\$ 58,542	\$ 77,795	
	Purchasing Agent	\$ 39,289	\$ 58,542	\$ 77,795	
	Administrative Specialist	\$ 39,289	\$ 58,542	\$ 77,795	
	Finance Officer	\$ 39,289	\$ 58,542	\$ 77,795	
	Human Resources Benefit Administrator	\$ 39,289	\$ 58,542	\$ 77,795	
48	Director of Comm. and Special Appraisal	\$ 84,460	\$ 127,430	\$ 170,400	\$ 2,500
	Director of Business Personal Property	\$ 84,460	\$ 127,430	\$ 170,400	\$ 2,500
	Director of Residential Appraisal	\$ 84,460	\$ 127,430	\$ 170,400	\$ 2,500
	Director of Support Services	\$ 84,460	\$ 127,430	\$ 170,400	\$ 2,500
	Director of Information Systems	\$ 84,460	\$ 127,430	\$ 170,400	\$ 2,500
	Communication Officer	\$ 84,460	\$ 127,430	\$ 170,400	\$ 2,500
49	Director of Administration	\$ 82,000	\$ 134,000	\$ 186,000	\$ 2,500



2019 Employee Benefits

- Probationary Period:** All newly hired employees serve a minimum six-month probationary period. Upon satisfactory completion of that period (and unless other pre-employment agreements have been made), a 5% salary increase is normally provided.
- Medical Insurance:** TAD offers three Medical plans, 2 PPO plans or HDHP/HSA. TAD pays 100% of employee premiums. Dependent coverage is available at employee expense.
- Dental Insurance:** TAD offers two Dental plans, Low/ High PPO plan. TAD pays 100% of employee premiums. Dependent coverage is available at employee expense.
- Life Insurance:** TAD pays 100% of employee term life insurance coverage in an amount equal to one times an employee's annual salary. Added employee and dependent coverage are available at employee expense.
- Leave Benefits:** Vacation leave at 10 days per year which increases up to 25 days per year with 15 or more years of continuous TAD employment. Sick leave at 15 days per Year.
- Holidays:** TAD celebrates 10 holidays per year plus two optional holidays for a total of 12 holidays per year.
- Retirement:** All TAD employees participate in the Texas County and District Retirement System, with employees contributing 7% of salary and TAD currently providing a 225% matching contribution. TAD does not participate in the Social Security System but does pay into the Medicare program at 1.45% of salary.
- Deferred Compensation:** TAD employees can voluntarily participate in a deferred compensation program which allows for tax deferred salary payments into mutual funds which become taxable when withdrawn or a Roth contribution plan.
- Voluntary Vision:** TAD employees can voluntarily participate in our Vision program to receive rich benefits for Eye glasses or Contact Lens exams and materials.
- Vol Short Term Dis:** TAD employees can voluntarily participate in a Short-term disability program. Protects your income for a short duration in case of illness or injury.

Budgeted Amounts for Benefits for the 211 Positions for 2020

	Residential	BPP/Util/Min	Commercial	Info. Services	Supp. Serv.	Geo. Info. Sv.	Admin/ARB	Gen. Ops.
POSITIONS	47	25	48	18	44	5	19	5
Retirement	\$ 411,916	\$ 210,148	\$ 430,241	\$ 208,655	\$ 251,901	\$ 37,964	\$ 161,178	\$ 32,034
Medicare	\$ 49,773	\$ 25,405	\$ 51,987	\$ 25,212	\$ 30,428	\$ 4,671	\$ 19,476	\$ 3,871
Life Ins.	\$ 3,756	\$ 1,923	\$ 3,944	\$ 1,913	\$ 2,282	\$ 348	\$ 1,477	\$ 291
LTD	\$ 5,805	\$ 2,972	\$ 6,095	\$ 2,956	\$ 3,526	\$ 538	\$ 2,283	\$ 450
Unemp. Ins.	\$ 6,830	\$ 3,496	\$ 7,171	\$ 3,478	\$ 4,149	\$ 633	\$ 2,686	\$ 530
Wrk. Comp	\$ 15,367	\$ 7,866	\$ 16,134	\$ 7,825	\$ 9,335	\$ 1,424	\$ 6,044	\$ 1,192
Medical Ins.	\$ 517,000	\$ 275,000	\$ 528,000	\$ 198,000	\$ 484,000	\$ 55,000	\$ 209,000	\$ 55,000
Dental Ins.	\$ 20,304	\$ 10,800	\$ 20,736	\$ 7,776	\$ 19,008	\$ 2,160	\$ 8,208	\$ 2,160
Retiree Ins.								\$ 163,800

* 91 Potential Retirees

**TARRANT APPRAISAL DISTRICT
2020 BUDGET
TAX ENTITY BUDGET ALLOCATIONS**

Tax Unit Allocations are Based on 2019 September Values and 2019 Adopted Tax Rates.

TAX UNIT NAME	September 2019 Net Tax Value	2019 Tax Rate	Adjusted Levy	% of Tot Levy	Allocation Estimate
Aledo ISD	\$ 328,849,303	1.493300	4,836,368.64	0.09408121	\$ 23,666.96
Arlington ISD	\$ 33,101,514,343	1.298670	415,233,096.32	8.07747198	\$ 2,031,959.56
Azle ISD	\$ 1,973,841,536	1.247350	22,945,333.40	0.44635240	\$ 112,283.90
Birdville ISD	\$ 11,763,080,431	1.383900	154,969,319.08	3.01459673	\$ 758,348.49
Burleson ISD	\$ 1,846,718,628	1.568350	27,943,335.60	0.54357784	\$ 136,741.82
Carroll ISD	\$ 9,742,678,179	1.300000	124,030,698.33	2.41275202	\$ 606,949.12
Castleberry ISD	\$ 930,614,167	1.290550	11,414,263.13	0.22204008	\$ 55,856.15
Crowley ISD	\$ 7,549,403,643	1.568400	115,191,018.74	2.24079495	\$ 563,691.80
Eagle Mtn-Saginaw ISD	\$ 10,965,388,497	1.518000	162,394,907.38	3.15904567	\$ 794,685.90
Everman ISD	\$ 1,645,280,748	1.390000	22,163,387.40	0.43114131	\$ 108,457.41
Fort Worth ISD	\$ 43,519,704,853	1.282000	534,791,782.22	10.40323056	\$ 2,617,024.72
Godley ISD	\$ 89,915,924	1.470000	1,251,817.08	0.02435142	\$ 6,125.82
Grapevine-Colleyville ISD	\$ 16,868,076,720	1.326700	216,888,302.84	4.21909815	\$ 1,061,351.48
H-E-B ISD	\$ 16,001,471,459	1.220000	187,464,929.80	3.64672935	\$ 917,367.04
Keller ISD	\$ 20,448,151,285	1.408300	279,983,056.55	5.44647167	\$ 1,370,108.15
Kennedale ISD	\$ 1,669,403,717	1.350000	21,642,599.18	0.42101049	\$ 105,908.91
Lake Worth ISD	\$ 1,127,268,060	1.568400	17,437,980.25	0.33921862	\$ 85,333.45
Lewisville ISD	\$ 312,396,544	1.337500	4,158,795.78	0.08090048	\$ 20,351.23
Mansfield ISD	\$ 14,942,337,213	1.460000	211,748,736.31	4.11911887	\$ 1,036,200.81
Northwest ISD	\$ 9,783,164,406	1.420000	137,208,021.57	2.66908866	\$ 671,432.87
White Settlement ISD	\$ 2,458,459,853	1.450000	34,525,235.87	0.67161464	\$ 168,950.61
City of Arlington	\$ 29,485,504,113	0.624000	179,052,537.67	3.48308425	\$ 876,200.67
City of Azle	\$ 832,390,994	0.657204	5,470,506.91	0.10641701	\$ 26,770.14
City of Bedford	\$ 4,784,901,187	0.569000	25,056,704.75	0.48742461	\$ 122,615.97
City of Benbrook	\$ 2,315,217,129	0.627770	13,975,069.57	0.27185510	\$ 68,387.56
City of Blue Mound	\$ 148,707,393	0.605900	882,246.09	0.01716221	\$ 4,317.31
City of Burleson	\$ 877,080,653	0.720000	6,075,305.70	0.11818208	\$ 29,729.75
City of Colleyville	\$ 5,885,806,230	0.306807	17,493,006.52	0.34028904	\$ 85,602.72
City of Crowley	\$ 1,197,248,546	0.681992	7,952,602.30	0.15470087	\$ 38,916.37
Dalworthington Gardens	\$ 395,552,472	0.580000	2,023,988.34	0.03937237	\$ 9,904.47
Edgecliff Village	\$ 258,065,310	0.257780	665,240.76	0.01294084	\$ 3,255.38
City of Euless	\$ 5,016,053,290	0.462500	22,657,077.47	0.44074499	\$ 110,873.30
City of Everman	\$ 223,764,543	1.085713	2,429,440.73	0.04725957	\$ 11,888.56
City of Flower Mound	\$ 308,722,915	0.436500	1,347,575.52	0.02621420	\$ 6,594.41
City of Forest Hill	\$ 624,761,267	0.992873	6,203,085.93	0.12066777	\$ 30,355.05
City of Fort Worth	\$ 76,007,006,217	0.747500	560,190,952.47	10.89731710	\$ 2,741,316.56
City of Grand Prairie	\$ 8,442,722,871	0.669998	55,958,545.38	1.08855384	\$ 273,835.35
City of Grapevine	\$ 9,816,116,513	0.284271	27,904,372.57	0.54281990	\$ 136,551.15
Haltom City	\$ 2,669,771,154	0.665760	17,258,353.43	0.33572436	\$ 84,454.43
City of Haslet	\$ 842,200,508	0.297583	2,478,078.54	0.04820572	\$ 12,126.58
City of Hurst	\$ 3,481,328,703	0.597299	19,677,181.53	0.38277749	\$ 96,291.07
City of Keller	\$ 6,249,925,793	0.3999	24,548,851.25	0.47754541	\$ 120,130.77
City of Kennedale	\$ 811,907,496	0.73497	5,967,276.52	0.1160806	\$ 29,201.10
Town of Lakeside	\$ 156,291,241	0.406300	635,011.31	0.01235279	\$ 3,107.45
City of Lake Worth	\$ 542,439,721	0.413577	2,243,405.92	0.04364067	\$ 10,978.20
City of Mansfield	\$ 7,352,556,783	0.710000	50,800,577.16	0.98821660	\$ 248,594.63
City of North Richland Hills	\$ 6,271,516,327	0.572000	34,365,636.39	0.66850997	\$ 168,169.60
Town of Pantego	\$ 361,271,452	0.420000	1,517,340.10	0.02951661	\$ 7,425.16
City of Pelican Bay	\$ 54,620,542	0.898499	490,765.02	0.00954678	\$ 2,401.58
City of Reno	\$ 7,546,570	0.520000	39,242.16	0.00076337	\$ 192.03
City of Richland Hills	\$ 689,673,249	0.558551	3,647,954.83	0.07096316	\$ 17,851.41
City of River Oaks	\$ 372,924,885	0.674516	2,464,415.02	0.04793992	\$ 12,059.71
City of Roanoke	\$ 149,139,751	0.375120	559,453.03	0.01088296	\$ 2,737.70
City of Saginaw	\$ 2,188,980,062	0.459000	10,047,418.48	0.19545104	\$ 49,167.44
City of Sansom Park	\$ 180,403,076	0.722200	1,255,369.01	0.02442052	\$ 6,143.20
City of Southlake	\$ 8,345,315,019	0.410000	34,077,835.58	0.66291142	\$ 166,761.23
Town of Trophy Club	\$ 146,152,113	0.446442	637,602.42	0.01240319	\$ 3,120.13

City of Watauga	\$	1,566,853,525	0.580500	8,743,462.71	0.17008537	\$	42,786.48
Town of Westover Hills	\$	565,007,747	0.426000	2,406,933.00	0.04682173	\$	11,778.42
Westworth Village	\$	317,242,480	0.475000	1,506,901.78	0.02931355	\$	7,374.08
City of White Settlement	\$	1,042,917,170	0.732245	7,636,708.83	0.14855584	\$	37,370.54
Tarrant County	\$	211,298,859,883	0.234000	483,039,911.13	9.39650857	\$	2,363,774.89
Tarrant County Hospital District	\$	211,767,518,596	0.224429	475,267,724.31	9.24531729	\$	2,325,741.39
Tarrant County College District	\$	213,192,499,197	0.130170	270,800,375.20	5.26784224	\$	1,325,172.34
Tarrant Regional Water District	\$	78,402,386,064	0.0287	22,501,484.80	0.43771827	\$	110,111.90
Emergency Services District #1	\$	6,671,889,754	0.0819	5,464,277.71	0.10629584	\$	26,739.66
Trophy Club MUD #1	\$	534,475,805	0.112730	602,514.57	0.01172063	\$	2,948.43
Live Oak Creek MUD	\$	94,413,200	1.000000	944,132.00	0.01836607	\$	4,620.15
Viridian Mgmt District	\$	695,507,152	0.448100	3,116,567.55	0.06062616	\$	15,251.05
Westlake	\$	1,486,495,372	0.160180	2,327,833.29	0.04528302	\$	11,391.34
				5,140,631,838.73	100.00000	\$	25,155,885